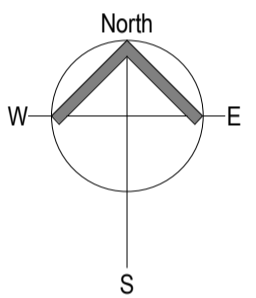


PROPOSED DEVELOPMENT

LOTS 3 & 4 EXIT 54 PACIFIC HWY, COOMERA, QLD



North Point



Revisions

| Rev | Date | By | Description |
|-----|----------|-----|-------------|
| A | 08/06/21 | GGB | DA ISSUE |
| B | 09/12/21 | TB | BA ISSUE |
| | | | |
| | | | |
| | | | |
| | | | |
| | | | |
| | | | |
| | | | |

Designer

CLARKE'S
DESIGN & CONSTRUCT

A: 1/19 Harrington Street, Arundel, QLD 4214

P: 1300 11 25 11 E: info@clarkes.net.au

www.clarkes.net.au
ABN: 716 186 319 31 QBSA LIC: 15054063

Project
PROPOSED DEVELOPMENT

Address
LOTS 3 & 4 EXIT 54 PACIFIC HWY,
COOMERA, QLD

Client
MAC-D INDUSTRIAL

Drawing Title
COVER SHEET

Scale

Drawn TB Checked SA Approved AC

Date

Project Reference No.

02/09/21

MAC158

Revision

Phase

Sheet No

B

BA

A000

ISSUE FOR BA
NOT FOR CONSTRUCTION

CLARKE'S PROJECT MANAGEMENT (QLD) PTY LTD OWNS
COPYRIGHT ON THE IDEAS AND CONCEPTS WITHIN THIS
DRAWING. UNAUTHORISED USE OR REPRODUCTION, WITHOUT
WRITTEN CONSENT MAY RESULT IN PROSECUTION.

DEVELOPMENT DETAILS

BUILDING AREA

| | |
|---------------------------------|-------------------|
| UNIT 1 SHORT TERM STORAGE AREA | 170m ² |
| UNIT 1 MEZZANINE AREA | 77m ² |
| UNIT 2 SHORT TERM STORAGE AREA | 114m ² |
| UNIT 2 MEZZANINE AREA | 58m ² |
| UNIT 3 SHORT TERM STORAGE AREA | 114m ² |
| UNIT 3 MEZZANINE AREA | 58m ² |
| UNIT 4 SHORT TERM STORAGE AREA | 114m ² |
| UNIT 4 MEZZANINE AREA | 58m ² |
| UNIT 5 SHORT TERM STORAGE AREA | 95m ² |
| UNIT 5 MEZZANINE AREA | 45m ² |
| UNIT 6 SHORT TERM STORAGE AREA | 95m ² |
| UNIT 6 MEZZANINE AREA | 45m ² |
| UNIT 7 SHORT TERM STORAGE AREA | 95m ² |
| UNIT 7 MEZZANINE AREA | 46m ² |
| UNIT 8 SHORT TERM STORAGE AREA | 139m ² |
| UNIT 8 MEZZANINE AREA | 67m ² |
| UNIT 9 SHORT TERM STORAGE AREA | 100m ² |
| UNIT 9 MEZZANINE AREA | 47m ² |
| UNIT 10 SHORT TERM STORAGE AREA | 102m ² |
| UNIT 10 MEZZANINE AREA | 46m ² |
| UNIT 11 SHORT TERM STORAGE AREA | 100m ² |
| UNIT 11 MEZZANINE AREA | 46m ² |
| UNIT 12 SHORT TERM STORAGE AREA | 158m ² |
| UNIT 12 MEZZANINE AREA | 90m ² |
| UNIT 13 WAREHOUSE AREA | 116m ² |
| UNIT 13 MEZZANINE AREA | 79m ² |
| UNIT 14 SHORT TERM STORAGE AREA | 123m ² |
| UNIT 14 MEZZANINE AREA | 80m ² |
| UNIT 15 WAREHOUSE AREA | 128m ² |
| UNIT 15 MEZZANINE AREA | 84m ² |
| UNIT 16 SHORT TERM STORAGE AREA | 138m ² |
| UNIT 16 MEZZANINE AREA | 88m ² |
| UNIT 17 WAREHOUSE AREA | 175m ² |
| UNIT 17 MEZZANINE AREA | 100m ² |
| UNIT 18 WAREHOUSE AREA | 219m ² |
| UNIT 18 MEZZANINE AREA | 112m ² |
| UNIT 19 WAREHOUSE AREA | 212m ² |
| UNIT 19 MEZZANINE AREA | 102m ² |
| UNIT 20 WAREHOUSE AREA | 255m ² |
| UNIT 20 MEZZANINE AREA | 129m ² |

| | |
|---------------------------------|--------------------|
| BIN STORAGE AREA | 15m ² |
| TOTAL GROSS FLOOR AREA (G.F.A.) | 4219m ² |
| TOTAL USE AREA (T.U.A.) | 3624m ² |

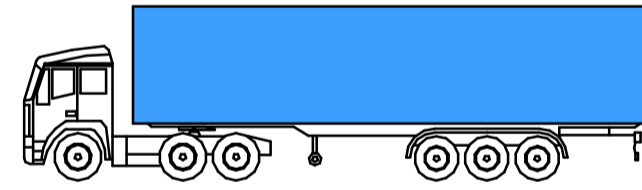
| | |
|-----------------|--------------------|
| SITE AREA | |
| LOT 3 | 2025m ² |
| LOT 4 | 4232m ² |
| TOTAL SITE AREA | 6257m ² |
| SITE COVER | |
| LANDSCAPED AREA | 1050m ² |

CARPARK REQUIREMENTS

| | |
|--|--------|
| CAR PARKING REQUIRED | |
| 2 PER TENANCY + 1 PER 50m ² FOR FIRST 500m ² OF T.U.A., 1 PER 100m ² OF T.U.A. THEREAFTER | |
| 7 WAREHOUSE (14x10x13) | 37 OFF |
| CAR PARKING REQUIRED | |
| 1 PER 10 STORAGE SHEDS | |
| 13 SHORT TERM STORAGE | 2 OFF |
| CAR PARKING REQUIRED | |
| 39 OFF | |
| CAR PARKING PROVIDED | |
| 47 OFF | |
| BICYCLE PARKING | |
| 1 PER 150m ² OF T.U.A. REQUIRED | |
| 25 OFF | |
| BICYCLE PARKING PROVIDED | |
| 28 OFF | |

DESIGN A.V - 20.0m SEMI

SCALE: NOT TO SCALE



VEHICLE TURNING SIMULATION HAS BEEN CREATED USING VEHICLE TRACKING 2019 & HAS BEEN DESIGNED TO COMPLY WITH AS2890.2:2002 (COMMERCIAL VEHICLES)

| | |
|-----------------------------|---------|
| OVERALL LENGTH | 20.000m |
| OVERALL WIDTH | 2.500m |
| OVERALL BODY HEIGHT | 4.301m |
| MIN BODY GROUND CLEARANCE | 0.418m |
| TRACK WIDTH | 2.500m |
| LOCK-TO-LOCK TIME | 6.00s |
| CURB TO CURB TURNING RADIUS | 12.500m |

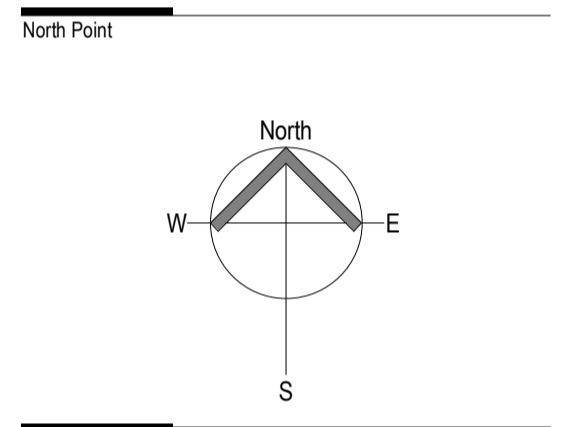
UNIT KEY

SHORT TERM STORAGE
TUA - 1918m²

WAREHOUSE
TUA - 1706m²



1 SITE PLAN
A300 SCALE 1:200



| Revisions | | | | |
|-----------|----------|-----|--------|-------------|
| Rev | Date | By | DA | Description |
| A | 06/05/21 | GGB | DA | ISSUE |
| B | 15/06/21 | GGB | IR | RESPONSE |
| C | 28/06/21 | PT | CARBAY | ADDED |
| D | 02/09/21 | GGB | DA | RESPONSE |
| E | 09/12/21 | TB | BA | ISSUE |

CLARKE'S
DESIGN & CONSTRUCT

A: 1/19 Harrington Street, Arundel, QLD 4214
P: 1300 11 25 11 E: info@clarkes.net.au
www.clarkes.net.au
ABN: 716 186 319 31 QBSA LIC: 15054063

Project
PROPOSED DEVELOPMENT

Address
LOTS 3 & 4 EXIT 54 PACIFIC HWY,
COOMERA, QLD
Client
MAC-D INDUSTRIAL

Drawing Title
SITE PLAN

| | | | | | | | |
|----------|--------------|-----------------------|-----|-----------|----|----------|--------|
| Scale | As indicated | Drawn | GGB | Checked | PT | Approved | AC |
| Date | 02/09/21 | Project Reference No. | | | | | MAC158 |
| Revision | E | Phase | BA | Sheet No. | | | A100 |

ISSUE FOR BA
NOT FOR CONSTRUCTION

CLARKE'S PROJECT MANAGEMENT (QLD) PTY LTD OWNS
COPYRIGHT ON THE IDEAS AND CONCEPTS WITHIN THIS
DRAWING UNAUTHORISED USE OR REPRODUCTION WITHOUT
WRITTEN CONSENT MAY RESULT IN PROSECUTION.

WASTE MANAGEMENT TABLE

BUILDING CLASS - WAREHOUSE 60Ll / 100m² FLOOR AREA / DAY

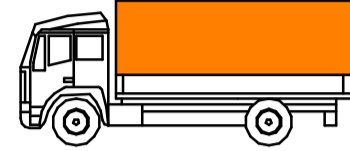
TOTAL FLOOR AREA : 3707m²
 : 3707m² / 100 = 37.1m²
 37m² X 60Ll = 2220Ll / DAY

: 2220Ll X 5 DAYS = 11100Ll WEEK

BINS REQUIRED : 3 X 3000Ll = 9000Ll
 : 6 X 360Ll = 2160Ll
 = 11160Ll

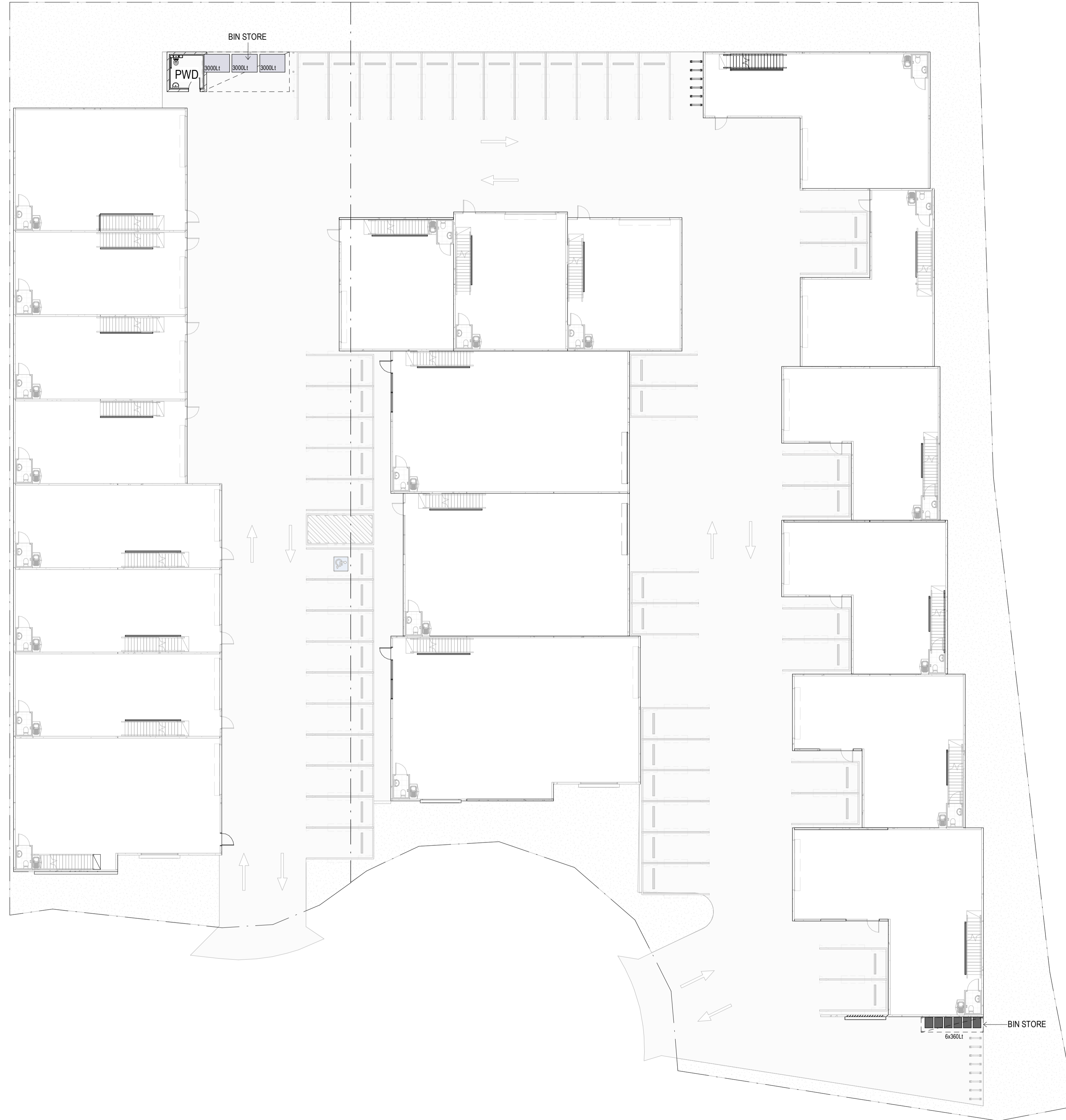
DESIGN W.C.V - 10.2m

SCALE: NOT TO SCALE

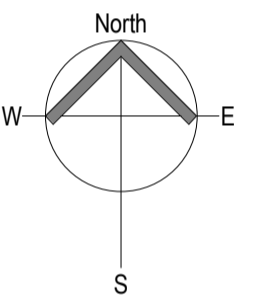


VEHICLE TURNING SIMULATION HAS BEEN CREATED USING VEHICLE TRACKING 2019 & HAS BEEN DESIGNED TO COMPLY WITH AS2890.2-2002 (COMMERCIAL VEHICLES)

OVERALL LENGTH 10.20m
 OVERALL WIDTH 2.50m
 OVERALL BODY HEIGHT 4.30m
 SERVICING HEIGHT 6.40m
 TOTAL TONNAGE 27.50m
 CURB TO CURB TURNING RADIUS 12.30m



North Point



Revisions

| Rev | Date | By | Description |
|-----|----------|-----|-------------|
| A | 15/06/21 | GGB | IR RESPONSE |
| B | 09/12/21 | TB | BA ISSUE |
| | | | |
| | | | |
| | | | |
| | | | |
| | | | |
| | | | |
| | | | |

Designer



A: 1/19 Harrington Street, Arundel, QLD 4214

P: 1300 11 25 11 E: info@clarkes.net.au

www.clarkes.net.au
 ABN: 716 186 319 31 QBSA LIC: 15054063

Project

PROPOSED DEVELOPMENT

Address

LOTS 3 & 4 EXIT 54 PACIFIC HWY,
 COOMERA, QLD

Client

MAC-D INDUSTRIAL

Drawing Title

WASTE MANAGEMENT PLAN

Scale Drawn Checked Approved

As indicated TB SA AC

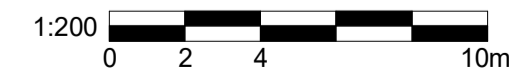
Date Project Reference No.

02/09/21 MAC158

Revision Phase Sheet No.

B BA A101

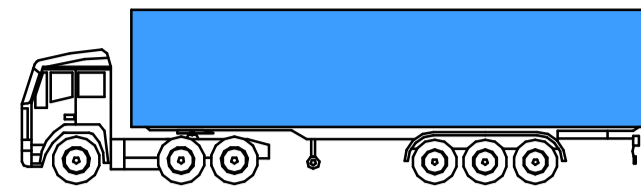
CLARKE'S PROJECT MANAGEMENT (QLD) PTY LTD OWNS
 COPYRIGHT ON THE IDEAS AND CONCEPTS WITHIN THIS
 DRAWING UNAUTHORISED USE OR REPRODUCTION WITHOUT
 WRITTEN CONSENT MAY RESULT IN PROSECUTION.



ISSUE FOR BA
 NOT FOR CONSTRUCTION

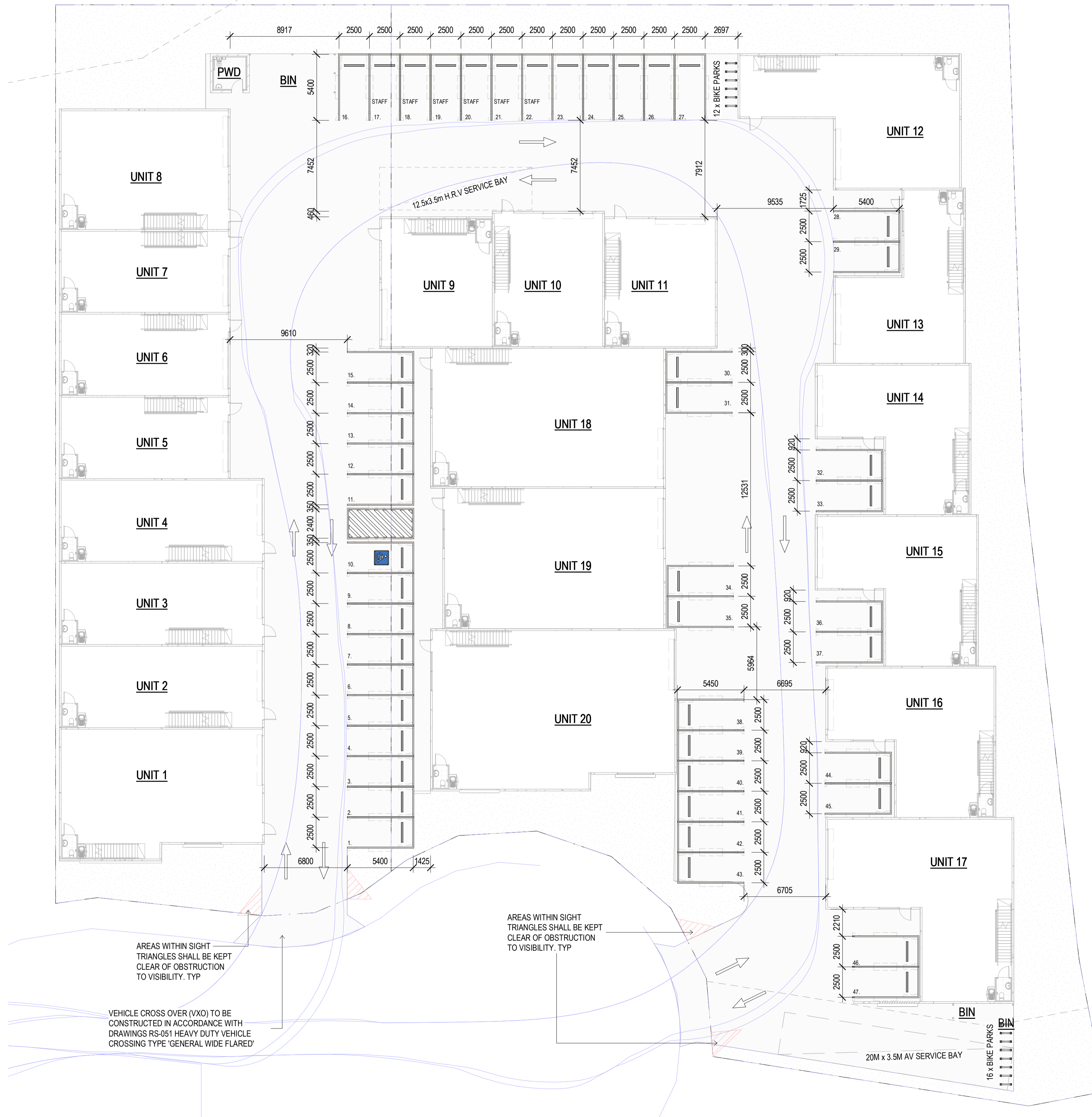
DESIGN A.V - 20.0m SEMI

SCALE: NOT TO SCALE

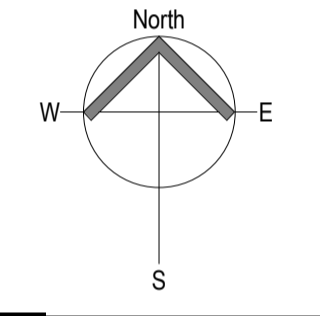


VEHICLE TURNING SIMULATION HAS BEEN CREATED USING VEHICLE TRACKING 2019 & HAS BEEN DESIGNED TO COMPLY WITH AS2890.2-2002 (COMMERCIAL VEHICLES)

OVERALL LENGTH 20.000m
 OVERALL WIDTH 2.500m
 OVERALL BODY HEIGHT 4.301m
 MIN BODY GROUND CLEARANCE 0.418m
 TRACK WIDTH 2.500m
 LOCK-TO-LOCK TIME 6.00s
 CURB TO CURB TURNING RADIUS 12.500m



North Point



| Rev | Date | By | Description |
|-----|----------|-----|--------------|
| A | 06/05/21 | GGB | DA ISSUE |
| B | 15/06/21 | GGB | IR RESPONSE |
| C | 28/06/21 | PT | CARBAY ADDED |
| D | 02/09/21 | GGB | DA RESPONSE |
| E | 09/12/21 | TB | BA ISSUE |

Designer



A: 1/19 Harrington Street, Arundel, QLD 4214
 P: 1300 11 25 11 E: info@clarkes.net.au
 www.clarkes.net.au
 ABN: 716 186 319 31 QBSA LIC: 15054063

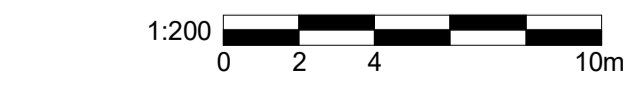
Project
PROPOSED DEVELOPMENT

Address
LOTS 3 & 4 EXIT 54 PACIFIC HWY, COOMERA, QLD

Client
MAC-D INDUSTRIAL

Drawing Title
PARKING PLAN

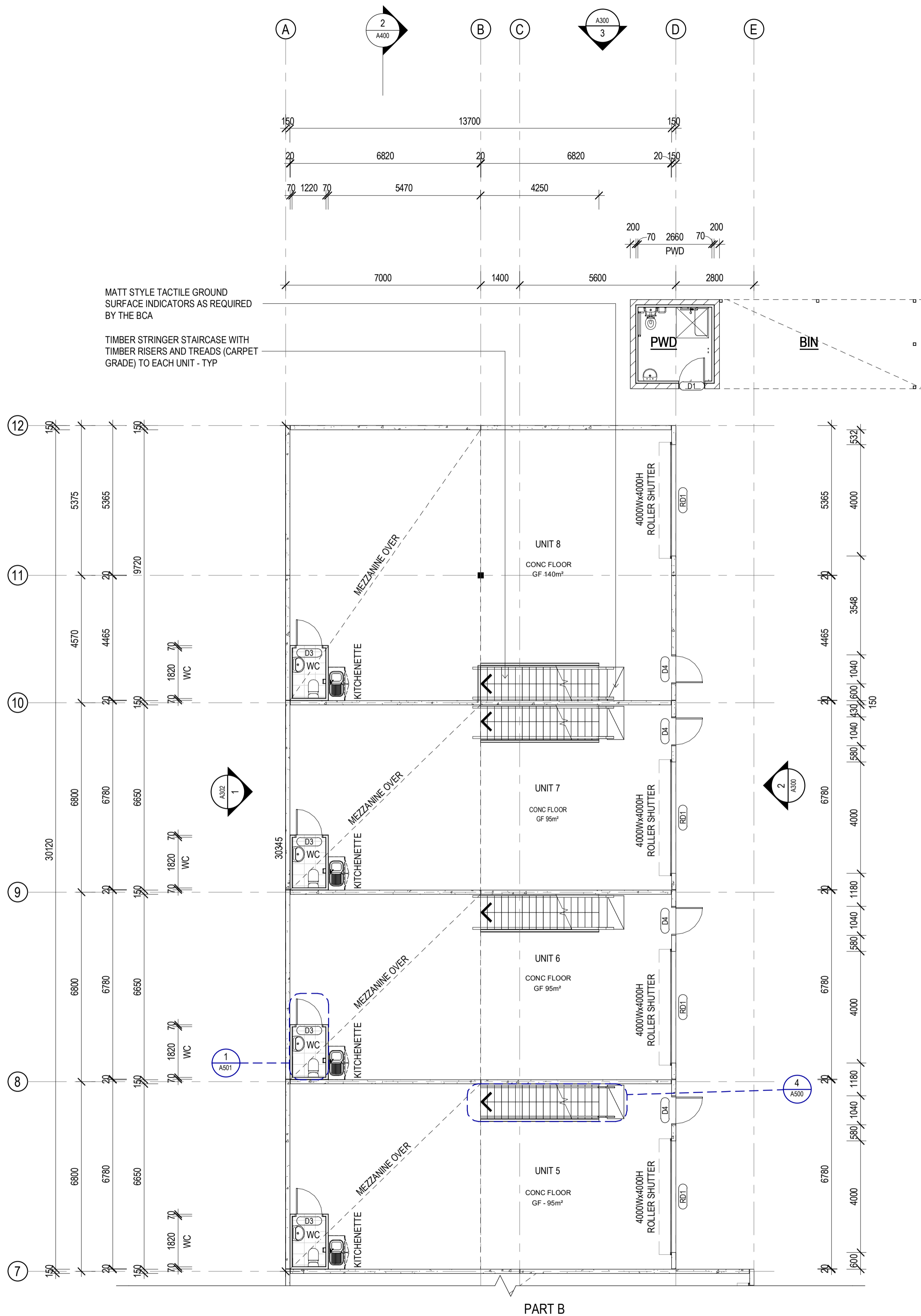
| Scale | Drawn | Checked | Approved |
|--------------|-----------------------|-----------|----------|
| As indicated | TB | SA | AC |
| Date | Project Reference No. | | |
| 02/09/21 | MAC158 | | |
| Revision | Phase | Sheet No. | |
| E | BA | A102 | |



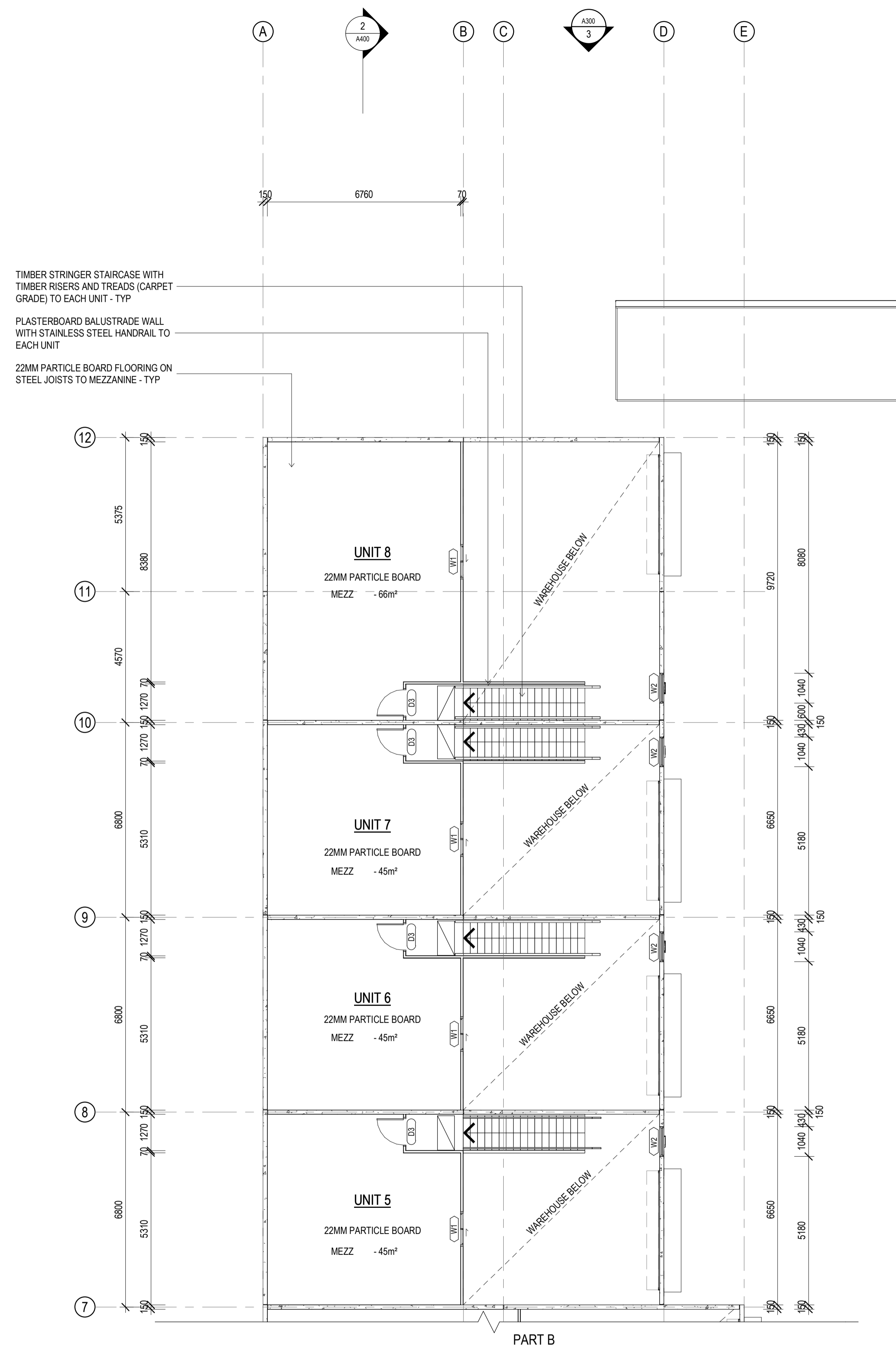
ISSUE FOR BA
 NOT FOR CONSTRUCTION

1 PARKING PLAN
 A300 SCALE 1:200

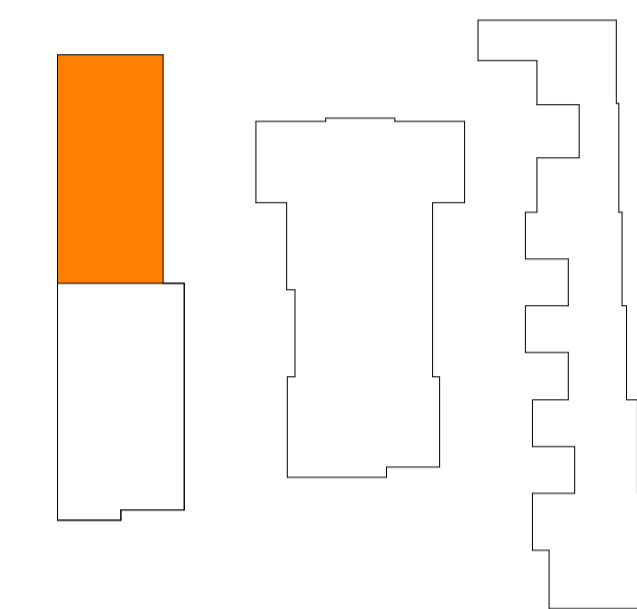
CLARKE'S PROJECT MANAGEMENT (QLD) PTY LTD OWNS COPYRIGHT ON THE IDEAS AND CONCEPTS WITHIN THIS DRAWING. UNAUTHORISED USE OR REPRODUCTION, WITHOUT WRITTEN CONSENT, MAY RESULT IN PROSECUTION.



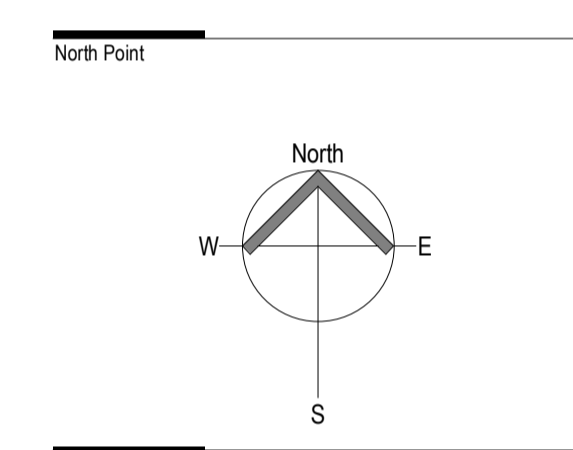
1 GROUND FLOOR PART A
SCALE 1:100



2 MEZZANINE PART A
SCALE 1:100



KEY PLAN
SCALE 1:1000



| Rev | Date | By | Description |
|-----|----------|-----|-------------|
| A | 08/09/21 | GGB | DA ISSUE |
| B | 09/12/21 | TB | BA ISSUE |
| | | | |
| | | | |
| | | | |
| | | | |
| | | | |
| | | | |
| | | | |
| | | | |

Designer

CLARKE'S
DESIGN & CONSTRUCT

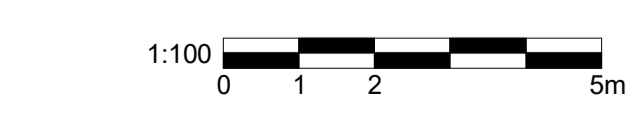
A: 1/19 Harrington Street, Arundel, QLD 4214
P: 1300 11 25 11 E: info@clarkes.net.au
www.clarkes.net.au
ABN: 716 186 319 31 QBSA LIC: 15054063

Project
PROPOSED DEVELOPMENT

Address
LOTS 3 & 4 EXIT 54 PACIFIC HWY,
COOMERA, QLD

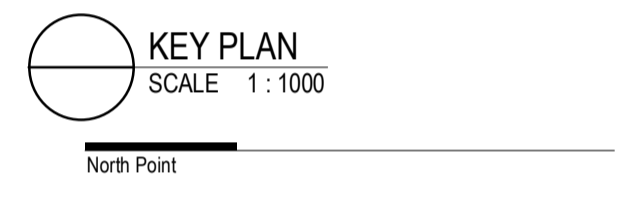
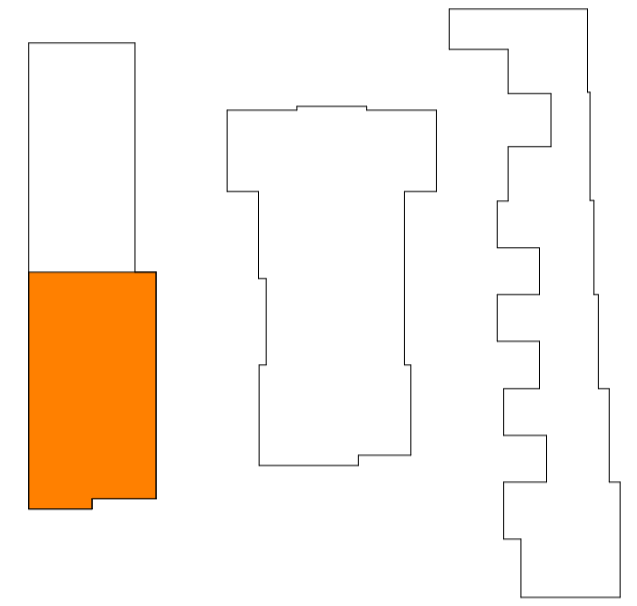
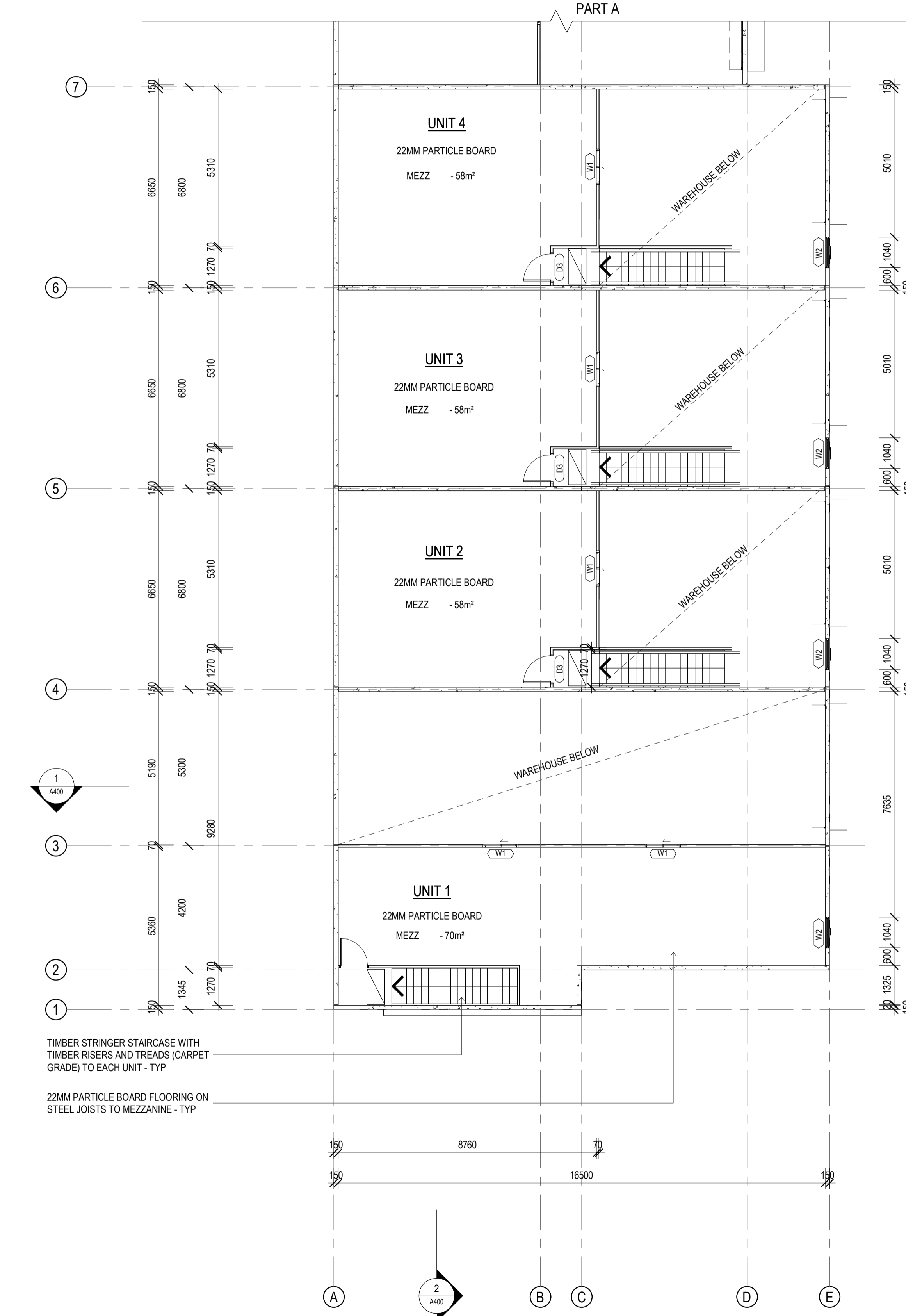
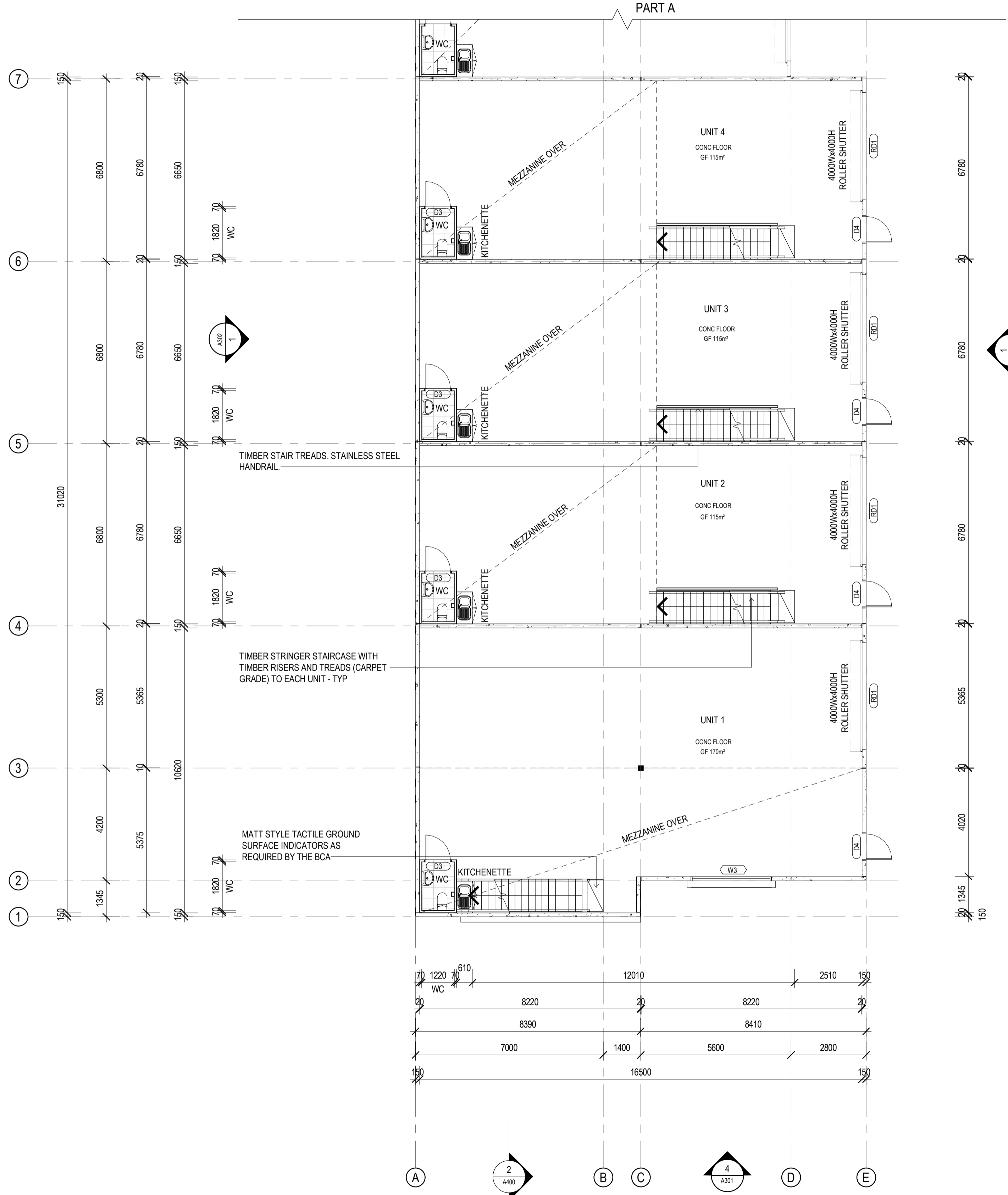
Client
MAC-D INDUSTRIAL

| Scale | Drawn | Checked | Approved |
|--------------|-----------------------|-----------|----------|
| As indicated | TB | SA | AC |
| Date | Project Reference No. | | |
| 02/09/21 | MAC158 | | |
| Revision | Phase | Sheet No. | |
| B | BA | A200 | |



ISSUE FOR BA
NOT FOR CONSTRUCTION

CLARKE'S PROJECT MANAGEMENT (QLD) PTY LTD OWNS COPYRIGHT ON THE IDEAS AND CONCEPTS WITHIN THIS DRAWING UNAUTHORISED USE OR REPRODUCTION WITHOUT WRITTEN CONSENT MAY RESULT IN PROSECUTION.



Revisions

| Rev | Date | By | Description |
|-----|----------|-----|-------------|
| A | 08/06/21 | GGB | DA ISSUE |
| B | 09/12/21 | TB | BA ISSUE |
| | | | |
| | | | |
| | | | |
| | | | |
| | | | |
| | | | |
| | | | |

Designer



A: 1/19 Harrington Street, Arundel, QLD 4214
P: 1300 11 25 11 E: info@clarkes.net.au
www.clarkes.net.au
ABN: 716 186 319 31 QBSA LIC: 15054063

Project
PROPOSED DEVELOPMENT

Address
**LOTS 3 & 4 EXIT 54 PACIFIC HWY,
COOMERA, QLD**

Client
MAC-D INDUSTRIAL

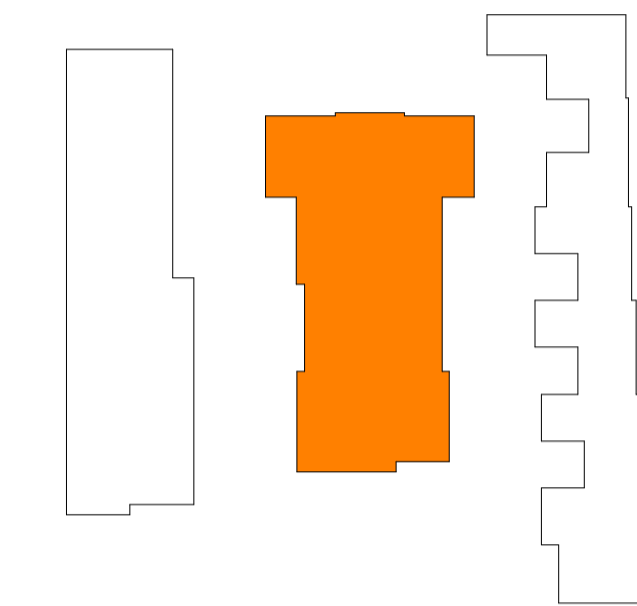
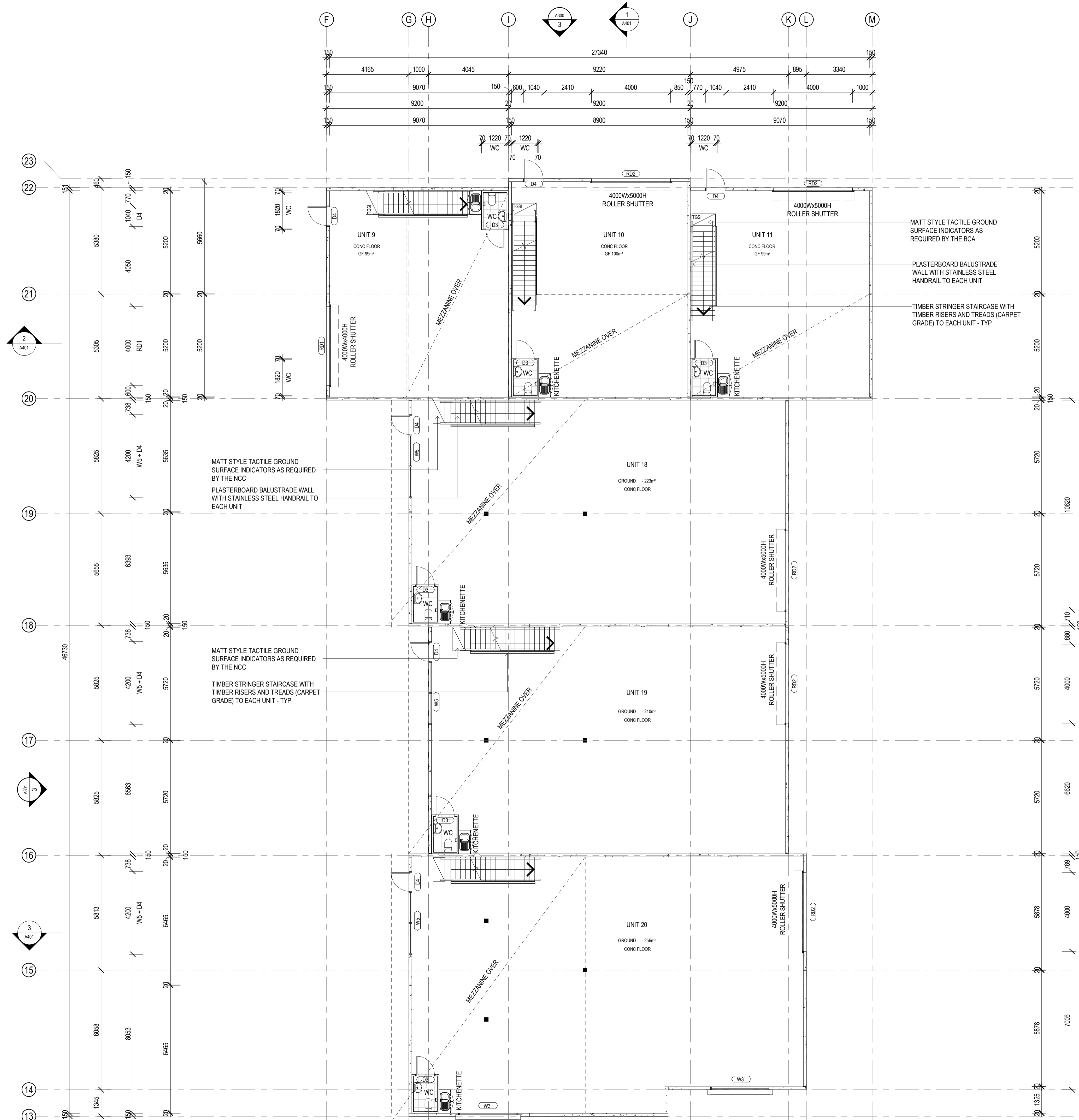
Drawing Title
**GROUND AND MEZZANINE PLAN -
PART B**

| Scale | Drawn | Checked | Approved |
|--------------|-----------------------|-----------|----------|
| As indicated | TB | SA | AC |
| Date | Project Reference No. | | |
| 02/09/21 | MAC158 | | |
| Revision | Phase | Sheet No. | |
| B | BA | A201 | |

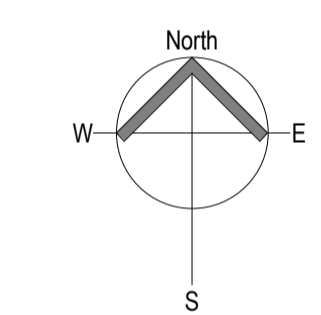
CLARKE'S PROJECT MANAGEMENT (QLD) PTY LTD OWNS
COPYRIGHT ON THE IDEAS AND CONCEPTS WITHIN THIS
DRAWING UNAUTHORISED USE OR REPRODUCTION WITHOUT
WRITTEN CONSENT MAY RESULT IN PROSECUTION.

1:100
0 1 2 5m

ISSUE FOR BA
NOT FOR CONSTRUCTION



KEY PLAN
SCALE 1:1000
North Point



| Rev | Date | By | Description |
|-----|----------|-----|-------------|
| A | 08/05/21 | GGB | DA ISSUE |
| B | 09/12/21 | TB | BA ISSUE |
| | | | |
| | | | |
| | | | |
| | | | |
| | | | |
| | | | |
| | | | |
| | | | |

Designer



A: 1/19 Harrington Street, Arundel, QLD 4214
P: 1300 11 25 11 E: info@clarkes.net.au
www.clarkes.net.au
ABN: 716 186 319 31 QBSA LIC: 15054063

Project
PROPOSED DEVELOPMENT

Address
LOTS 3 & 4 EXIT 54 PACIFIC HWY,
COOMERA, QLD

Client
MAC-D INDUSTRIAL

Drawing Title
GROUND PLAN - GROUND PART C

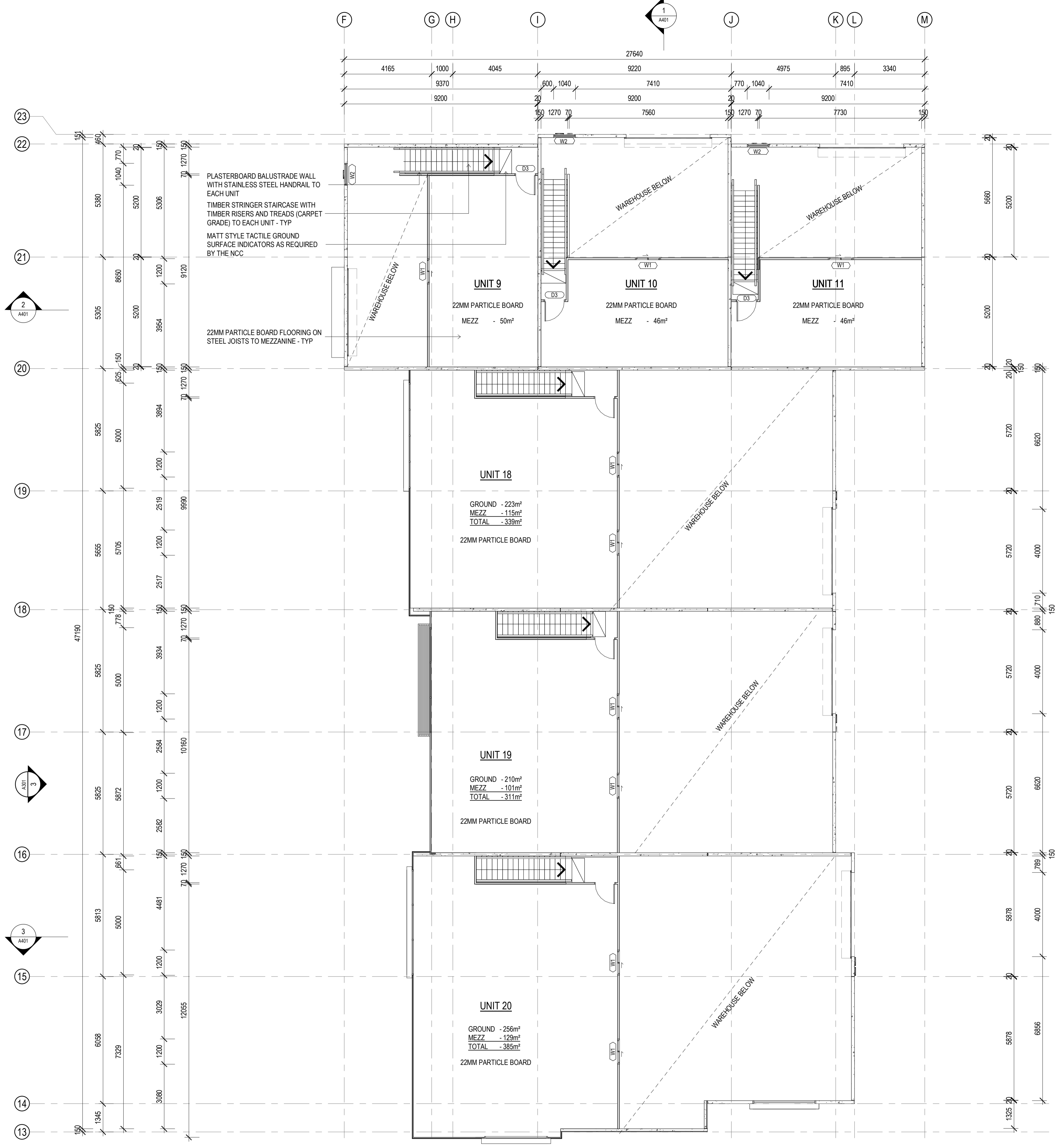
| Scale | Drawn | Checked | Approved |
|--------------|-------|---------|----------|
| As indicated | TB | SA | AC |

Date
02/09/21
Project Reference No.
MAC158

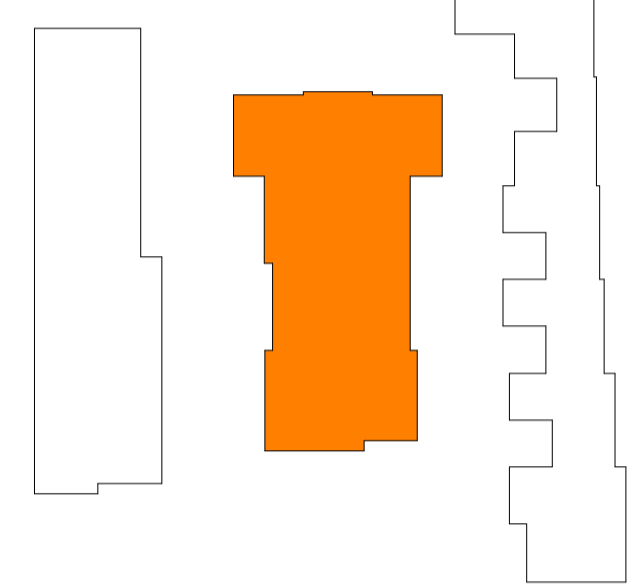
| Revision | Phase | Sheet No |
|----------|-------|----------|
| B | BA | A202 |

CLARKE'S PROJECT MANAGEMENT (QLD) PTY LTD OWNS
COPYRIGHT IN THE IDEAS AND CONCEPTS WITHIN THIS
DRAWING UNAUTHORISED USE OR REPRODUCTION WITHOUT
WRITTEN CONSENT MAY RESULT IN PROSECUTION.

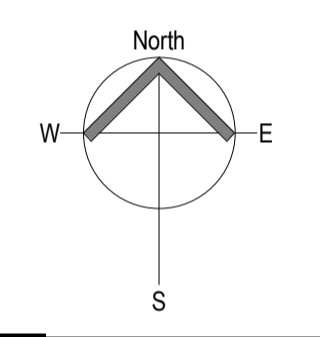
1:100
0 1 2 5m
ISSUE FOR BA
NOT FOR CONSTRUCTION



1 MEZZANINE PART C
SCALE 1:100



KEY PLAN
SCALE 1:1000
North Point



Revisions

| Rev | Date | By | Description |
|-----|----------|-----|-------------|
| A | 08/05/21 | GGB | DA ISSUE |
| B | 09/12/21 | TB | BA ISSUE |
| | | | |
| | | | |
| | | | |
| | | | |
| | | | |
| | | | |
| | | | |
| | | | |

Designer



A: 1/19 Harrington Street, Arundel, QLD 4214
P: 1300 11 25 11 E: info@clarkes.net.au
www.clarkes.net.au
ABN: 716 186 319 31 QBSA LIC: 15054063

Project
PROPOSED DEVELOPMENT

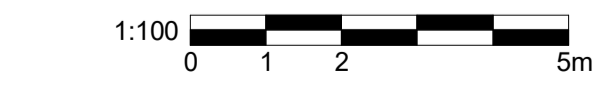
Address
LOTS 3 & 4 EXIT 54 PACIFIC HWY,
COOMERA, QLD

Client
MAC-D INDUSTRIAL

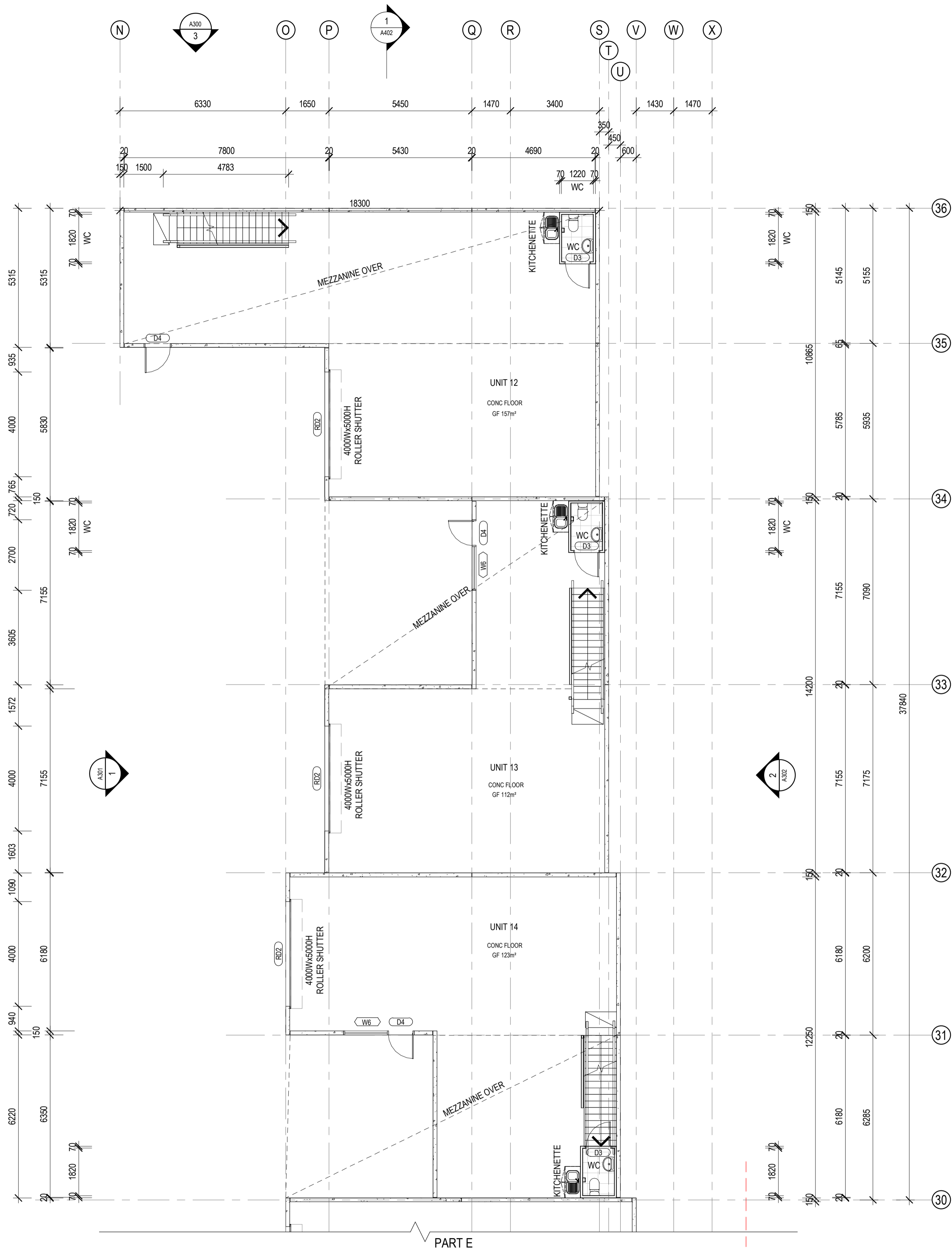
Drawing Title
MEZZANINE PLAN - MEZZANINE
PART C

| Scale | Drawn | Checked | Approved |
|--------------|-----------------------|-----------|----------|
| As indicated | TB | SA | AC |
| Date | Project Reference No. | | |
| 02/09/21 | MAC158 | | |
| Revision | Phase | Sheet No. | |
| B | BA | A203 | |

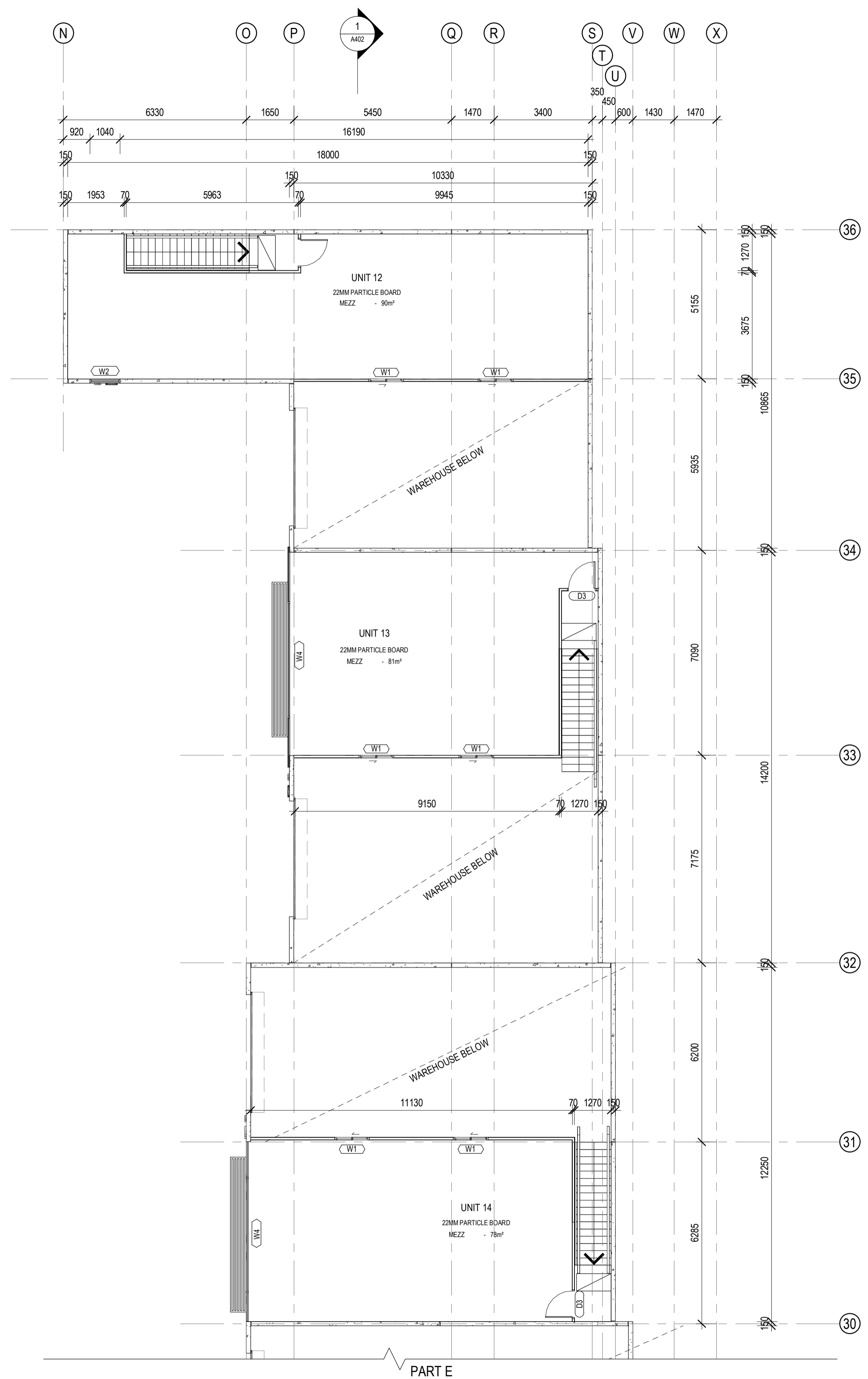
CLARKE'S PROJECT MANAGEMENT (QLD) PTY LTD OWNS
COPYRIGHT ON THE IDEAS AND CONCEPTS WITHIN THIS
DRAWING UNAUTHORISED USE OR REPRODUCTION WITHOUT
WRITTEN CONSENT MAY RESULT IN PROSECUTION.



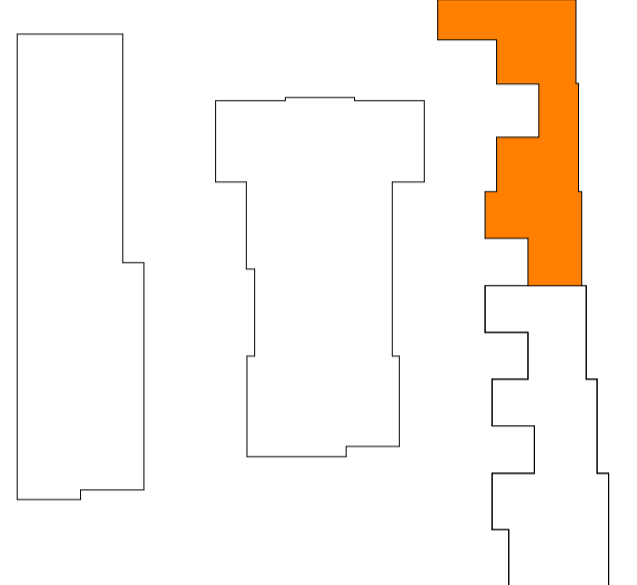
ISSUE FOR BA
NOT FOR CONSTRUCTION



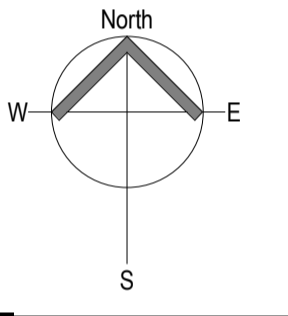
1 GROUND FLOOR PART D
SCALE 1:100



2 MEZZANINE PART E
SCALE 1:100



KEY PLAN
SCALE 1:1000
North Point



| Rev | Date | By | Description |
|-----|----------|-----|-------------|
| A | 08/06/21 | GGB | DA ISSUE |
| B | 09/12/21 | TB | BA ISSUE |
| | | | |
| | | | |
| | | | |
| | | | |
| | | | |
| | | | |
| | | | |
| | | | |

CLARKE'S
DESIGN & CONSTRUCT

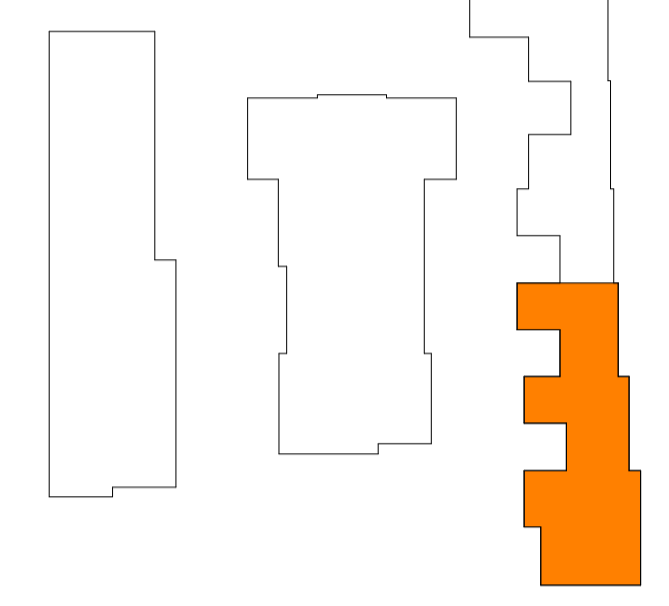
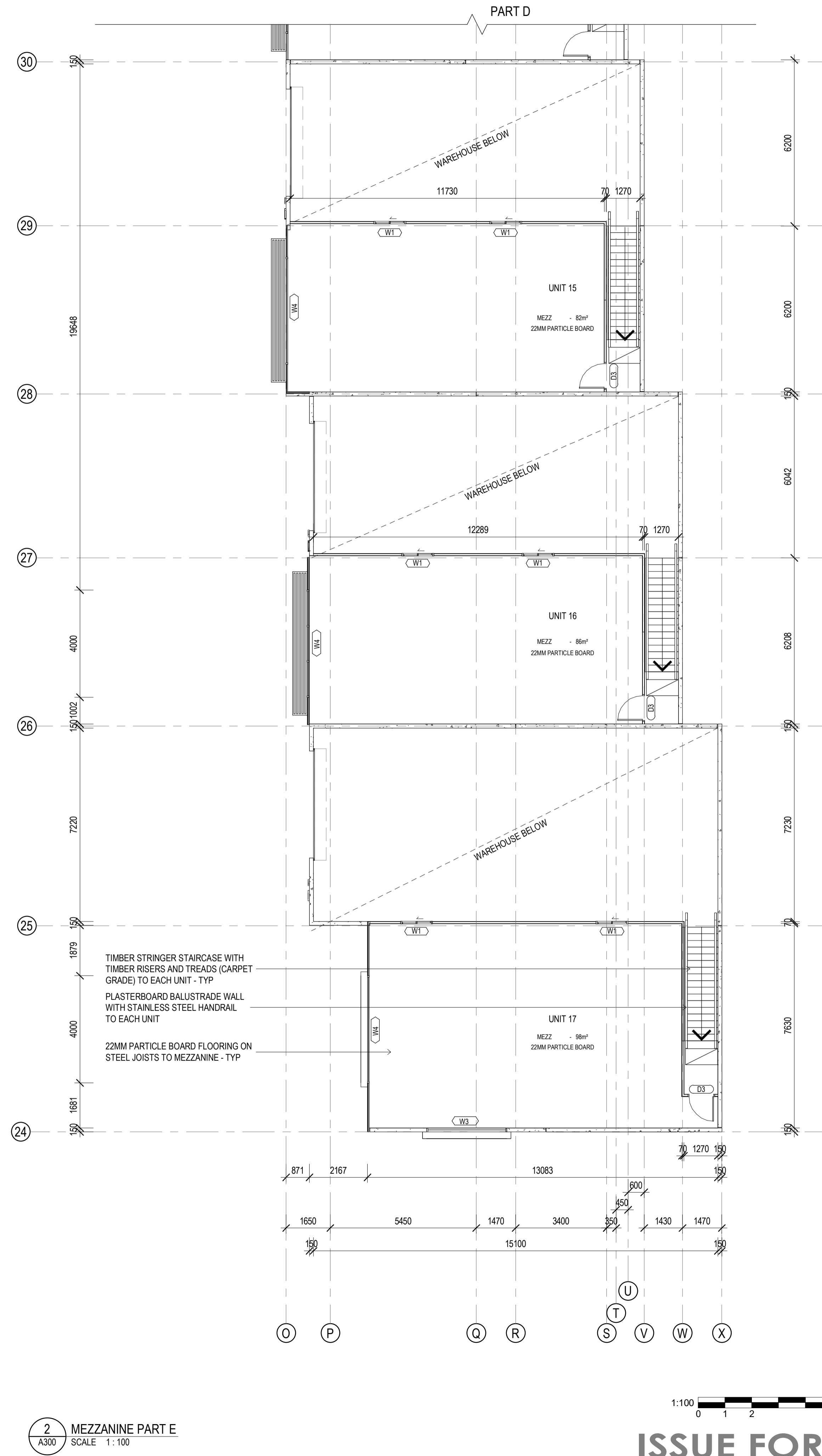
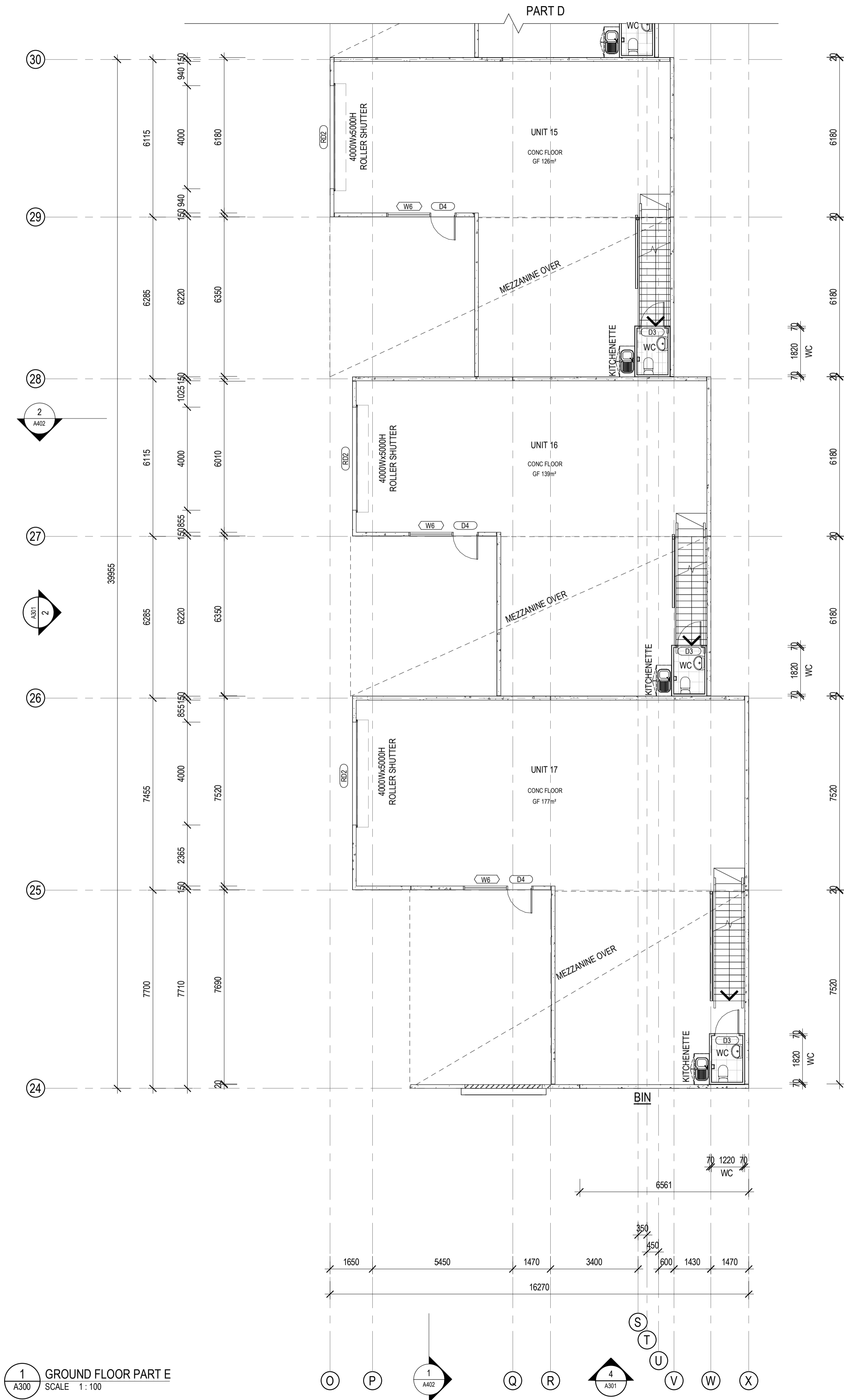
A: 1/19 Harrington Street, Arundel, QLD 4214
P: 1300 11 25 11 E: info@clarkes.net.au
www.clarkes.net.au
ABN: 716 186 319 31 QBSA LIC: 15054063

Project
PROPOSED DEVELOPMENT
Address
LOTS 3 & 4 EXIT 54 PACIFIC HWY,
COOMERA, QLD
Client
MAC-D INDUSTRIAL

| | | | |
|--|--|--------------------------|----------------|
| Drawing Title GROUND AND MEZZANINE PLAN - PART D | | | |
| Scale As indicated | Drawn TB | Checked SA | Approved AC |
| Date 02/09/21 | Project Reference No. MAC158 | | |
| Revision B | Phase BA | Sheet No. A204 | |

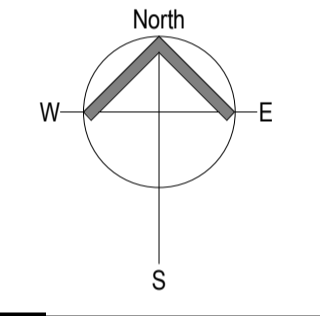
ISSUE FOR BA
NOT FOR CONSTRUCTION

CLARKE'S PROJECT MANAGEMENT (QLD) PTY LTD OWNS
COPYRIGHT ON THE IDEAS AND CONCEPTS WITHIN THIS
DRAWING UNAUTHORISED USE OR REPRODUCTION WITHOUT
WRITTEN CONSENT MAY RESULT IN PROSECUTION.



KEY PLAN
SCALE 1:1000

North Point



Revisions

| Rev | Date | By | Description |
|-----|----------|-----|-------------|
| A | 08/09/21 | GGB | DA ISSUE |
| B | 09/12/21 | TB | BA ISSUE |
| | | | |
| | | | |
| | | | |
| | | | |
| | | | |
| | | | |
| | | | |
| | | | |

Designer

CLARKE'S
DESIGN & CONSTRUCT

A: 1/19 Harrington Street, Arundel, QLD 4214
P: 1300 11 25 11 E: info@clarkes.net.au
www.clarkes.net.au
ABN: 116 186 319 31 QBSA LIC: 15054063

Project
PROPOSED DEVELOPMENT

Address
**LOTS 3 & 4 EXIT 54 PACIFIC HWY,
COOMERA, QLD**

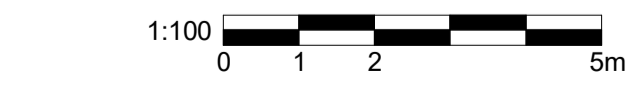
Client
MAC-D INDUSTRIAL

Drawing Title
**GROUND AND MEZZANINE PLAN -
PART E**

Scale As indicated Drawn TB Checked SA Approved AC

Date 02/09/21 Project Reference No. MAC158

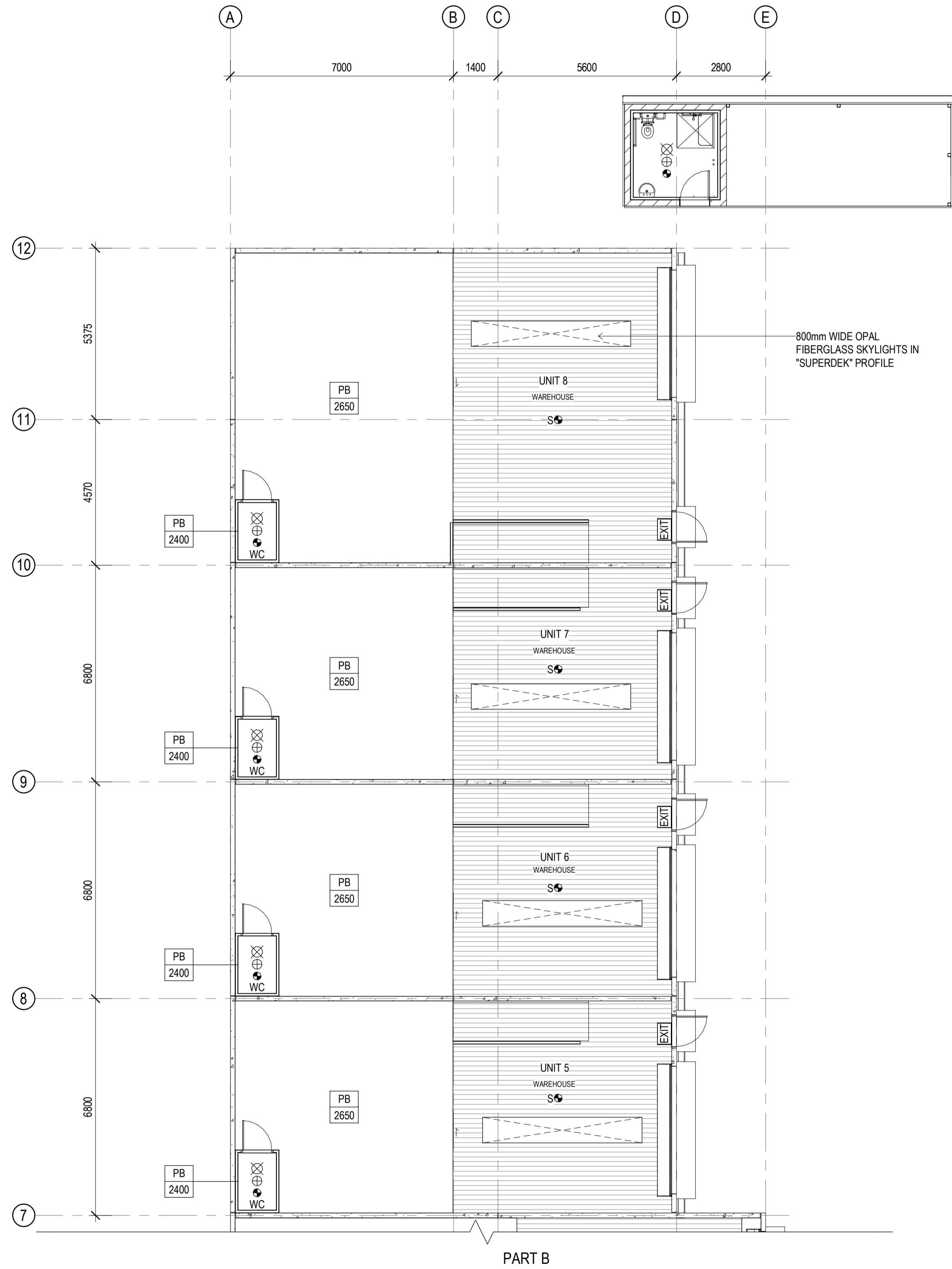
Revision B Phase BA Sheet No. A205



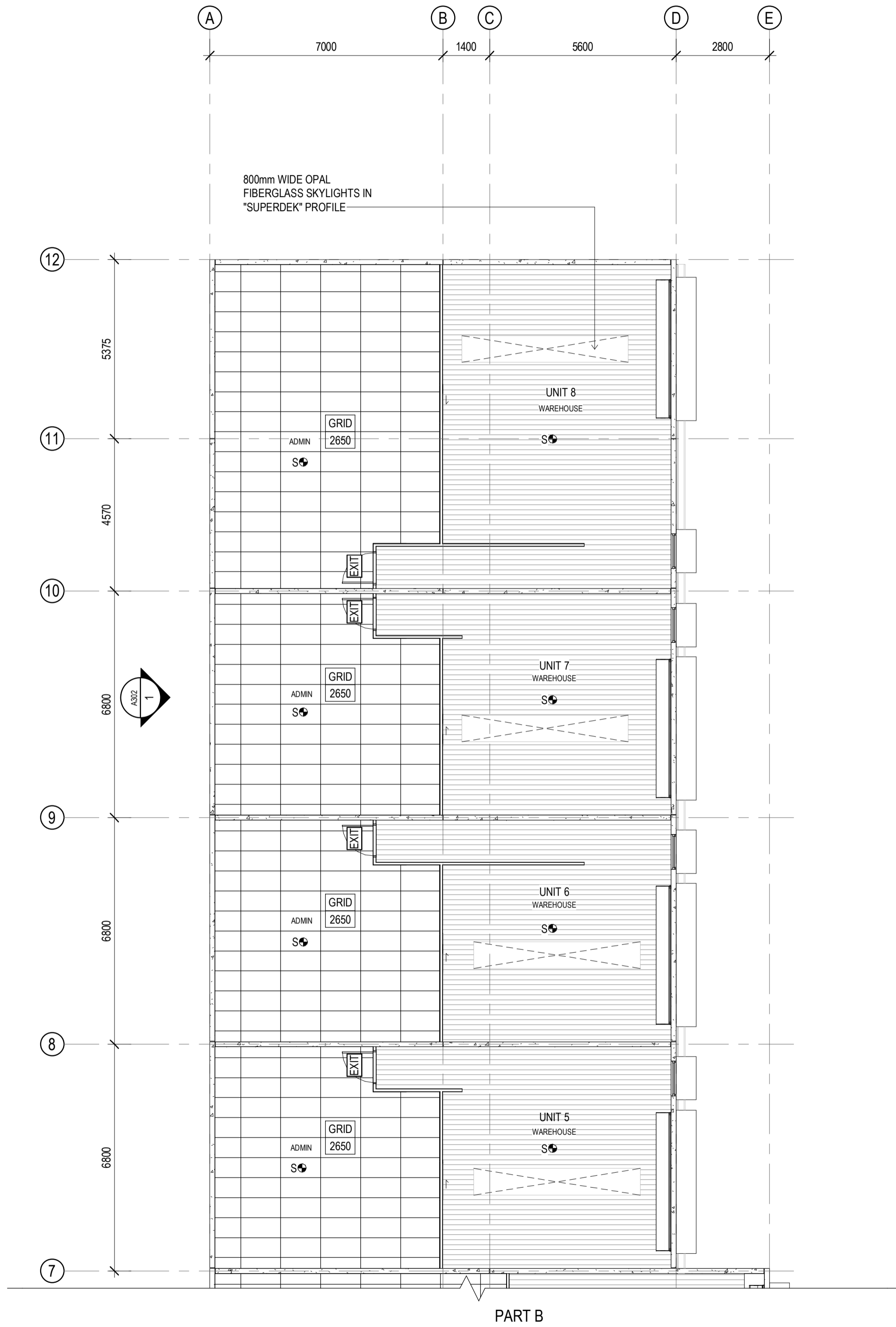
ISSUE FOR BA
NOT FOR CONSTRUCTION

CLARKE'S PROJECT MANAGEMENT (QLD) PTY LTD OWNS
COPYRIGHT ON THE IDEAS AND CONCEPTS WITHIN THIS
DRAWING UNAUTHORISED USE OR REPRODUCTION WITHOUT
WRITTEN CONSENT MAY RESULT IN PROSECUTION.

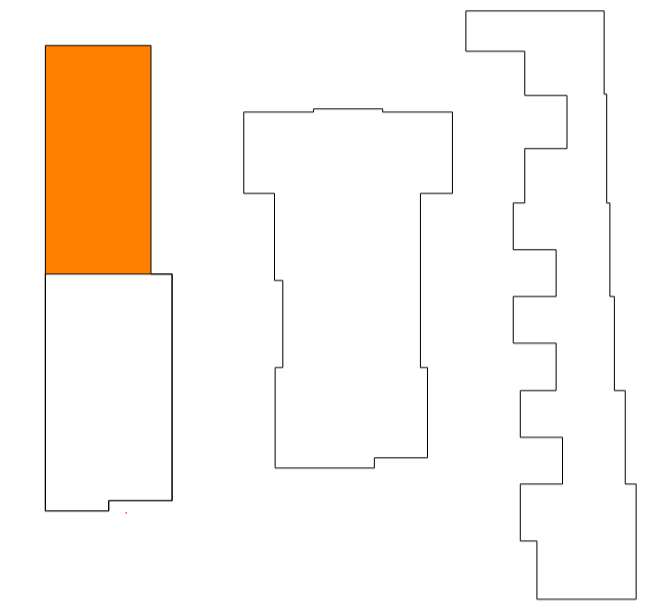
| LIGHTING LEGEND | |
|-----------------|---|
| | EMERGENCY LUMINAIRE (SURFACE MOUNTED) 10w NON-MAINTAINED EMERGENCY LUMINAIRE, TYPE SF10FP SPITFIRE STANILITE, INSTALLED & OPERATED IN ACCORDANCE WITH AS2293.1 |
| | EMERGENCY LUMINAIRE 10w NON-MAINTAINED EMERGENCY LUMINAIRE, TYPE SF10FP SPITFIRE STANILITE, INSTALLED & OPERATED IN ACCORDANCE WITH AS2293.1 |
| | EMERGENCY LIGHTS BATTERY BACKED UP SINGLE TUBE 36w BARE BATTEN FLUORESCENT EMERGENCY LIGHT, INSTALLED & OPERATED IN ACCORDANCE WITH AS2293.1 |
| | EXIT LIGHTS COLD CATHODE OR EQUIVALENT EXIT SIGN W/ DIRECTIONAL ARROW AS INDICATED, TYPE EE 110M STANILITE QUICKFIT, INSTALLED & OPERATED IN ACCORDANCE WITH AS2293.1 |
| | MECHANICAL VENTILATION 215mm DELUXE FANLIGHT 329m ³ /hr, CATEGORY No.5300-0, INSTALLED & OPERATED IN ACCORDANCE WITH AS2293.1 |
| | LED BATTEN LIGHTING RECESSED |
| | LED BATTEN LIGHTING SURFACE MOUNTED |
| | HIGH BAY LIGHTING LOCATION |
| | SPOTLIGHT LOCATION |
| | DOWNLIGHT LOCATION |



1 GROUND FLOOR - PART A
SCALE 1:100

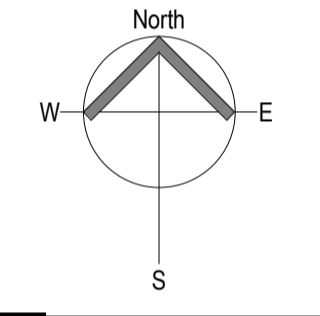


2 MEZZANINE - PART A
SCALE 1:100



KEY PLAN
SCALE 1:1000

North Point



North

| Revisions | | | | |
|-----------|----------|----|-------------|--|
| Rev | Date | By | Description | |
| A | 09/12/21 | TB | BA ISSUE | |
| | | | | |
| | | | | |
| | | | | |
| | | | | |
| | | | | |
| | | | | |
| | | | | |
| | | | | |

Designer



A: 1/19 Harrington Street, Arundel, QLD 4214

P: 1300 11 25 11 E: info@clarkes.net.au

www.clarkes.net.au
ABN: 716 186 319 31 QBSA LIC: 15054063

Project
PROPOSED DEVELOPMENT

Address
LOTS 3 & 4 EXIT 54 PACIFIC HWY,
COOMERA, QLD

Client
MAC-D INDUSTRIAL

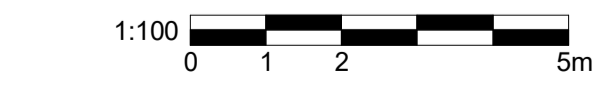
Drawing Title
GROUND AND MEZZANINE RCP - PART A

| Scale | Drawn | Checked | Approved |
|--------------|-------|---------|----------|
| As indicated | TB | SA | AC |

Date 12/01/21 Project Reference No. **MAC158**

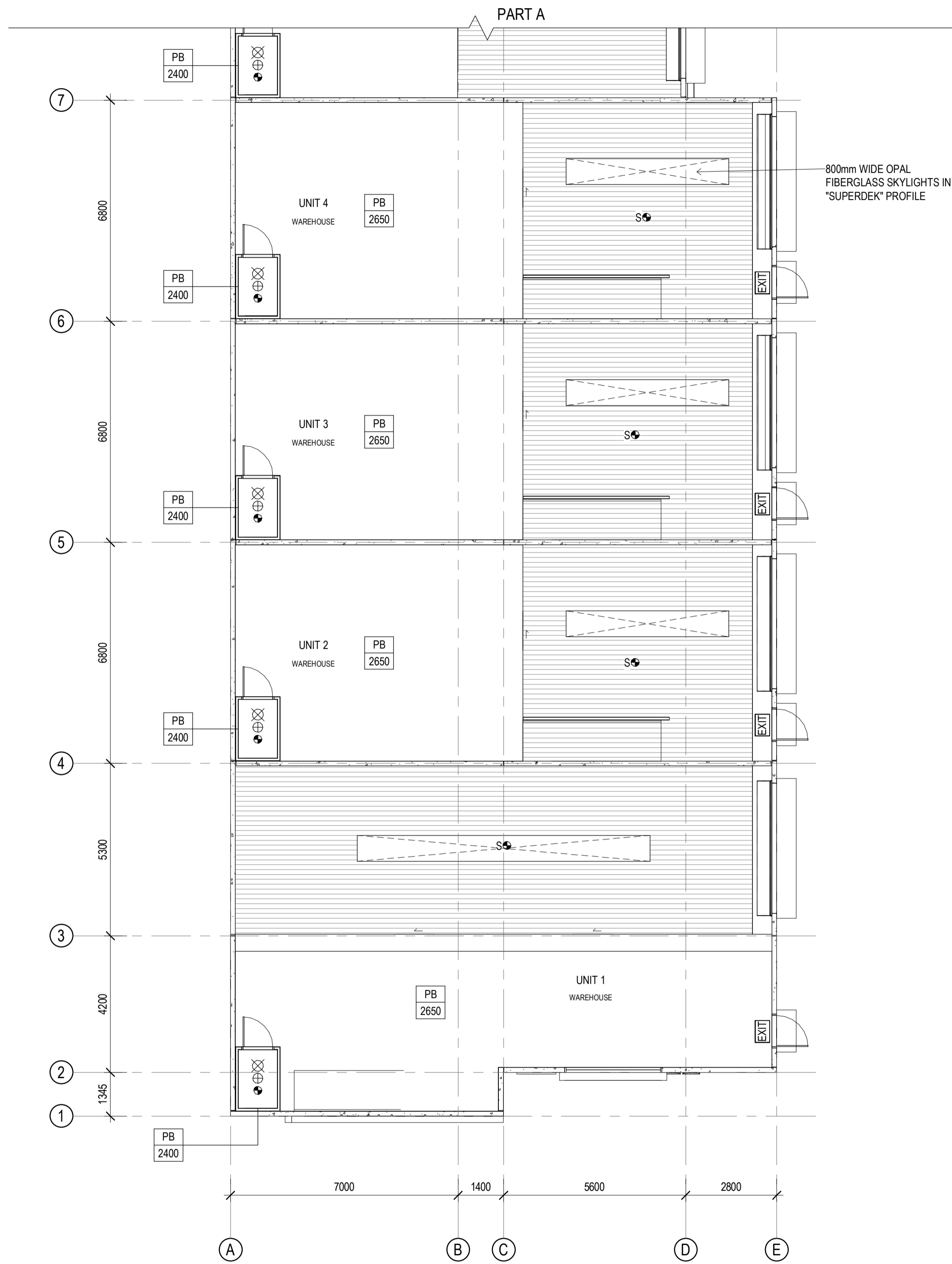
| Revision | Phase | Sheet No. |
|----------|-----------|-------------|
| A | BA | A210 |

CLARKE'S PROJECT MANAGEMENT (QLD) PTY LTD OWNS
COPYRIGHT ON THE IDEAS AND CONCEPTS WITHIN THIS
DRAWING UNAUTHORISED USE OR REPRODUCTION WITHOUT
WRITTEN CONSENT MAY RESULT IN PROSECUTION.

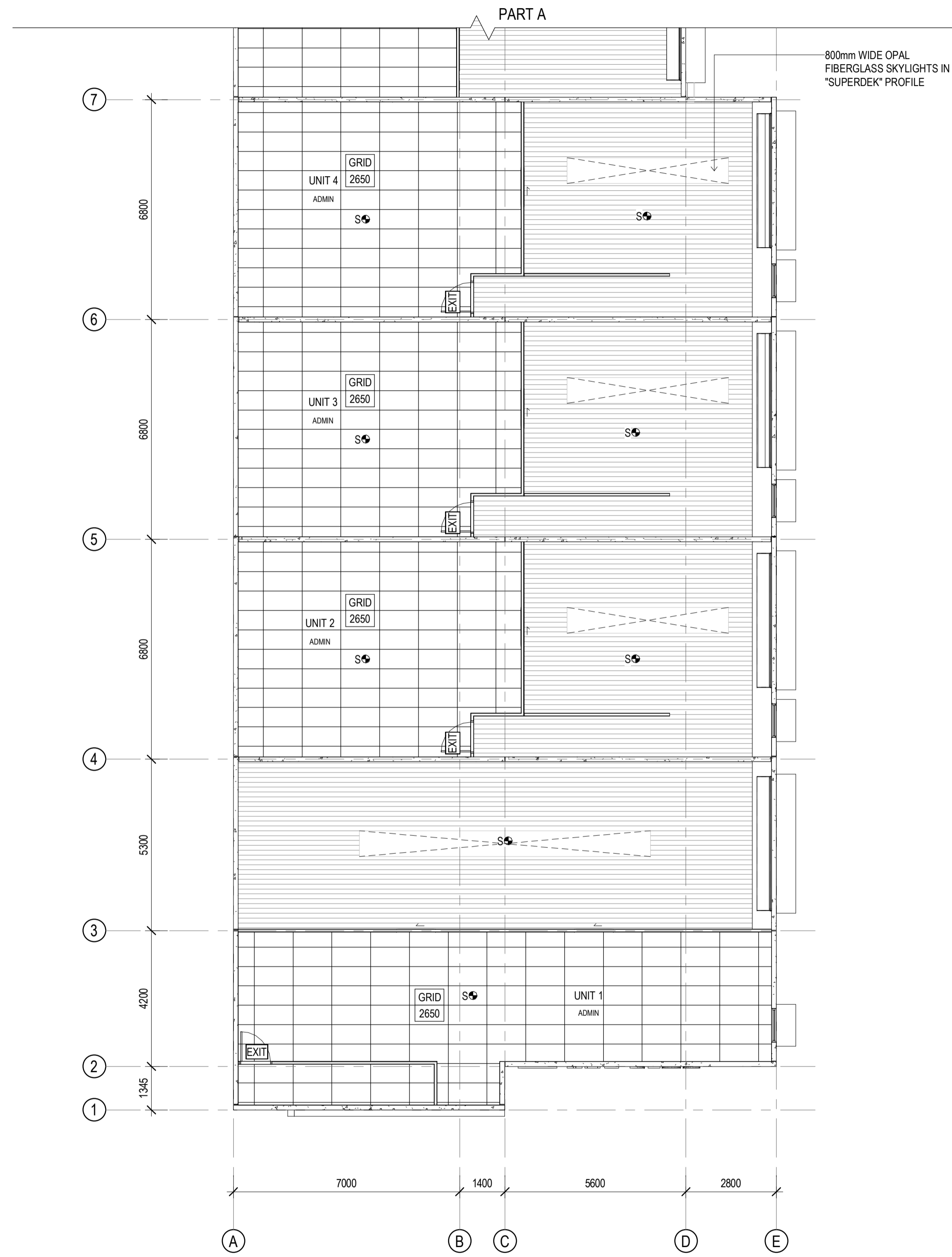


ISSUE FOR BA
NOT FOR CONSTRUCTION

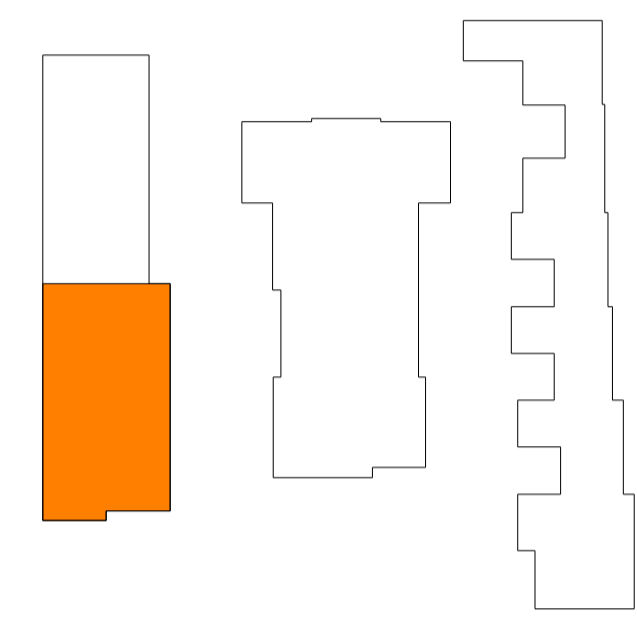
| LIGHTING LEGEND | |
|-----------------|--|
| | EMERGENCY LUMINAIRE (SURFACE MOUNTED) 10w NON-MAINTAINED EMERGENCY LUMINAIRE, TYPE SF10FP SPITFIRE STANLITE, INSTALLED & OPERATED IN ACCORDANCE WITH AS2293.1 |
| | EMERGENCY LUMINAIRE 10w NON-MAINTAINED EMERGENCY LUMINAIRE, TYPE SF10FP SPITFIRE STANLITE, INSTALLED & OPERATED IN ACCORDANCE WITH AS2293.1 |
| | EMERGENCY LIGHTS BATTERY BACKED UP SINGLE TUBE 36w BARE BATTEN FLUORESCENT EMERGENCY LIGHT, INSTALLED & OPERATED IN ACCORDANCE WITH AS2293.1 |
| | EXIT LIGHTS COLD CATHODE OR EQUIVALENT EXIT SIGN W/ DIRECTIONAL ARROW AS INDICATED, TYPE EE 110M STANLITE QUICKFIT, INSTALLED & OPERATED IN ACCORDANCE WITH AS2293.1 |
| | MECHANICAL VENTILATION 215mm DELUXE FANLIGHT 329m ³ /hr, CATEGORY No.5300-0, INSTALLED & OPERATED IN ACCORDANCE WITH AS2293.1 |
| | LED BATTEN LIGHTING RECESSED |
| | LED BATTEN LIGHTING SURFACE MOUNTED |
| | HIGH BAY LIGHTING LOCATION |
| | SPOTLIGHT LOCATION |
| | DOWNLIGHT LOCATION |



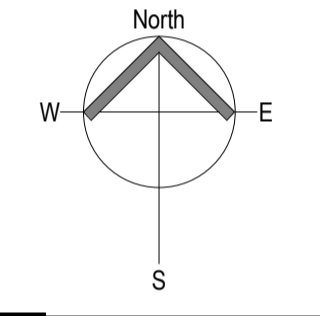
1 GROUND FLOOR - PART B
SCALE 1:100



2 MEZZANINE - PART B
SCALE 1:100



KEY PLAN
SCALE 1:1000
North Point



| Revisions | | | | |
|-----------|----------|----|-------------|--|
| Rev | Date | By | Description | |
| A | 09/12/21 | TB | BA ISSUE | |
| | | | | |
| | | | | |
| | | | | |
| | | | | |
| | | | | |
| | | | | |
| | | | | |
| | | | | |

Designer

CLARKE'S
DESIGN & CONSTRUCT

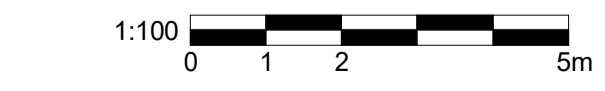
A: 1/19 Harrington Street, Arundel, QLD 4214
P: 1300 11 25 11 E: info@clarkes.net.au
www.clarkes.net.au
ABN: 716 186 319 31 QBSA LIC: 15054063

Project
PROPOSED DEVELOPMENT

Address
LOTS 3 & 4 EXIT 54 PACIFIC HWY,
COOMERA, QLD

Client
MAC-D INDUSTRIAL


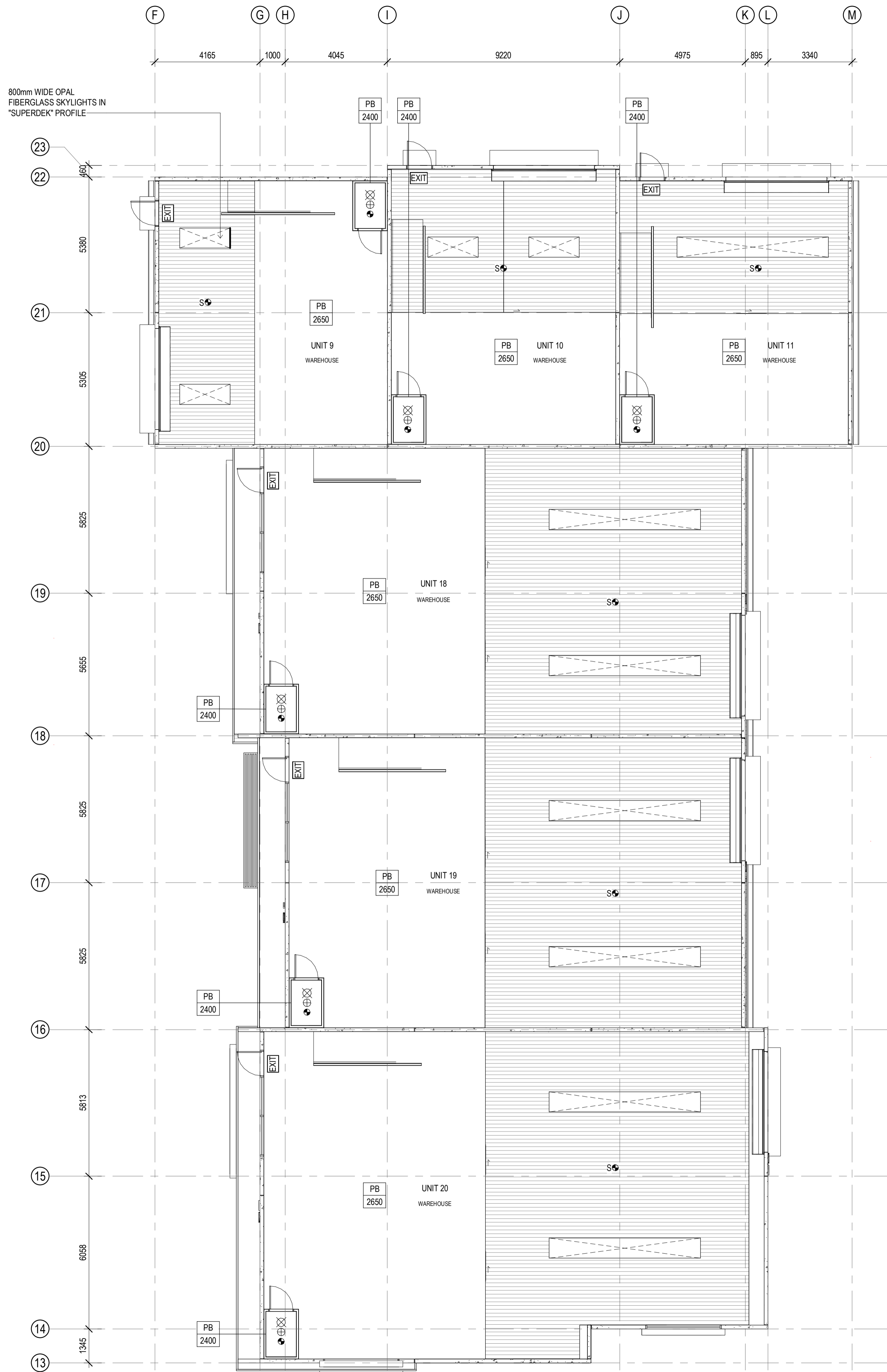
| Drawing Title | | | |
|-----------------------------------|-----------------------|-----------|----------|
| GROUND AND MEZZANINE RCP - PART B | | | |
| Scale | Drawn | Checked | Approved |
| As indicated | TB | SA | AC |
| Date | Project Reference No. | | |
| 12/02/21 | MAC158 | | |
| Revision | Phase | Sheet No. | |
| A | BA | A211 | |



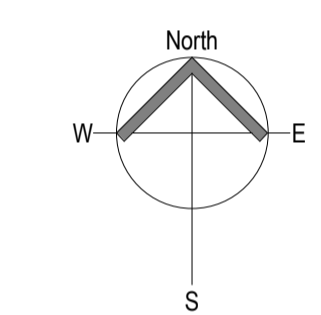
ISSUE FOR BA
NOT FOR CONSTRUCTION

CLARKE'S PROJECT MANAGEMENT (QLD) PTY LTD OWNS COPYRIGHT ON THE IDEAS AND CONCEPTS WITHIN THIS DRAWING. UNAUTHORISED USE OR REPRODUCTION WITHOUT WRITTEN CONSENT MAY RESULT IN PROSECUTION.

| LIGHTING LEGEND | |
|-----------------|---|
| | EMERGENCY LUMINAIRE (SURFACE MOUNTED) 10w NON-MAINTAINED EMERGENCY LUMINAIRE, TYPE SF10FP SPITFIRE STANILITE, INSTALLED & OPERATED IN ACCORDANCE WITH AS2293.1 |
| | EMERGENCY LUMINAIRE 10w NON-MAINTAINED EMERGENCY LUMINAIRE, TYPE SF10FP SPITFIRE STANILITE, INSTALLED & OPERATED IN ACCORDANCE WITH AS2293.1 |
| | EMERGENCY LIGHTS BATTERY BACKED UP SINGLE TUBE 36w BARE BATTEN FLUORESCENT EMERGENCY LIGHT, INSTALLED & OPERATED IN ACCORDANCE WITH AS2293.1 |
| | EXIT LIGHTS COLD CATHODE OR EQUIVALENT EXIT SIGN W/ DIRECTIONAL ARROW AS INDICATED, TYPE EE 110M STANILITE QUICKFIT, INSTALLED & OPERATED IN ACCORDANCE WITH AS2293.1 |
| | MECHANICAL VENTILATION 215mm DELUXE FANLIGHT 329m ³ /hr, CATEGORY No.5300-0, INSTALLED & OPERATED IN ACCORDANCE WITH AS2293.1 |
| | LED BATTEN LIGHTING RECESSED |
| | LED BATTEN LIGHTING SURFACE MOUNTED |
| | HIGH BAY LIGHTING LOCATION |
| | SPOTLIGHT LOCATION |
| | DOWNLIGHT LOCATION |



KEY PLAN
SCALE 1:1000
North Point



| Revisions | | | | |
|-----------|----------|----|-------------|--|
| Rev | Date | By | Description | |
| A | 09/12/21 | TB | BA ISSUE | |
| | | | | |
| | | | | |
| | | | | |
| | | | | |
| | | | | |
| | | | | |
| | | | | |
| | | | | |
| | | | | |

CLARKE'S
DESIGN & CONSTRUCT

A: 1/19 Harrington Street, Arundel, QLD 4214
P: 1300 11 25 11 E: info@clarkes.net.au
www.clarkes.net.au
ABN: 716 186 319 31 QBSA LIC: 15054063

Project
PROPOSED DEVELOPMENT

Address
LOTS 3 & 4 EXIT 54 PACIFIC HWY,
COOMERA, QLD

Client
MAC-D INDUSTRIAL

Drawing Title
GROUND FLOOR - RCP - PART C

| Scale | Drawn | Checked | Approved |
|--------------|-----------------------|-----------|----------|
| As indicated | TB | SA | AC |
| Date | Project Reference No. | | |
| 12/02/21 | MAC158 | | |
| Revision | Phase | Sheet No. | |
| A | BA | A212 | |

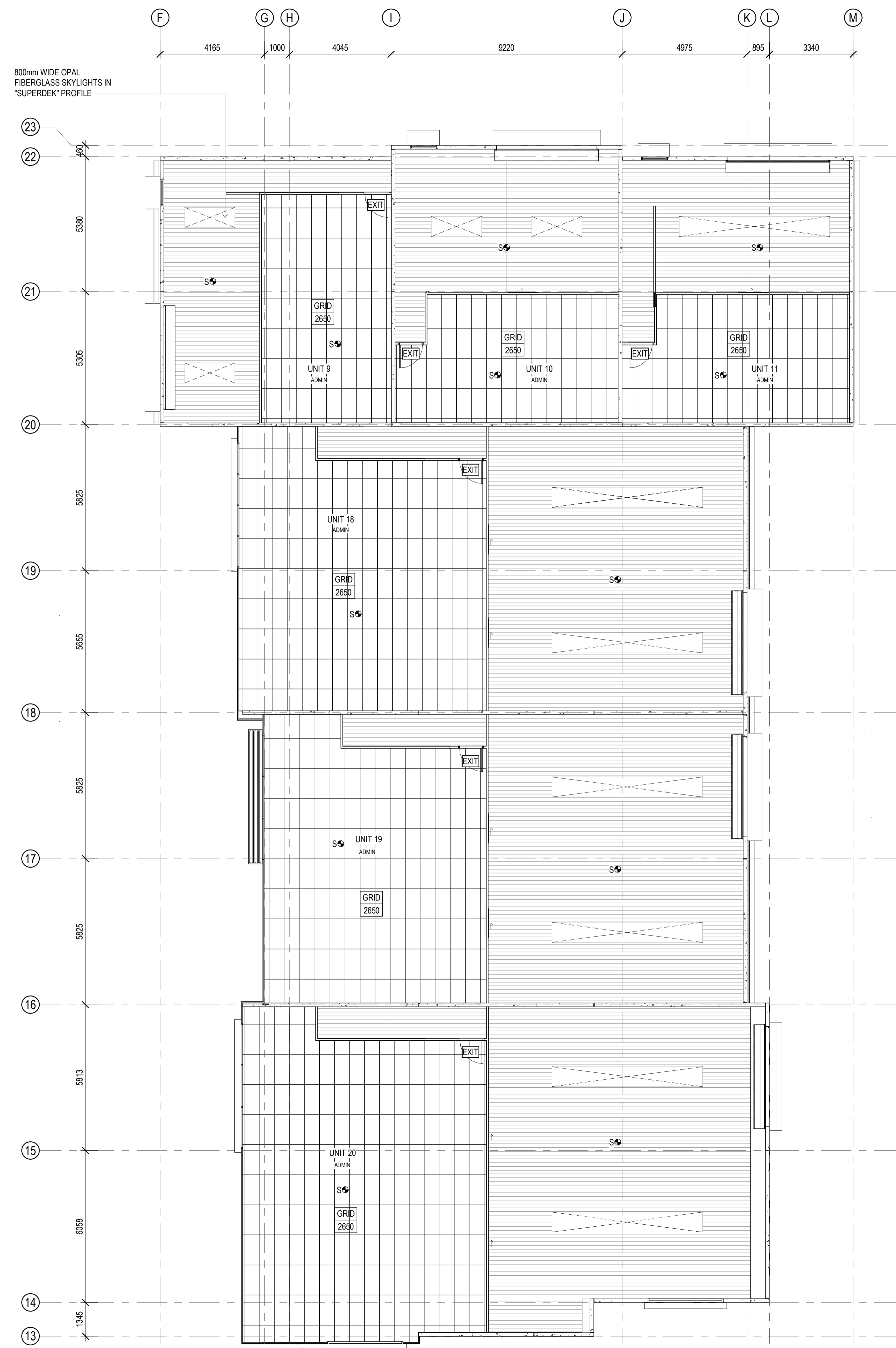
1:100
0 1 2 5m

ISSUE FOR BA
NOT FOR CONSTRUCTION

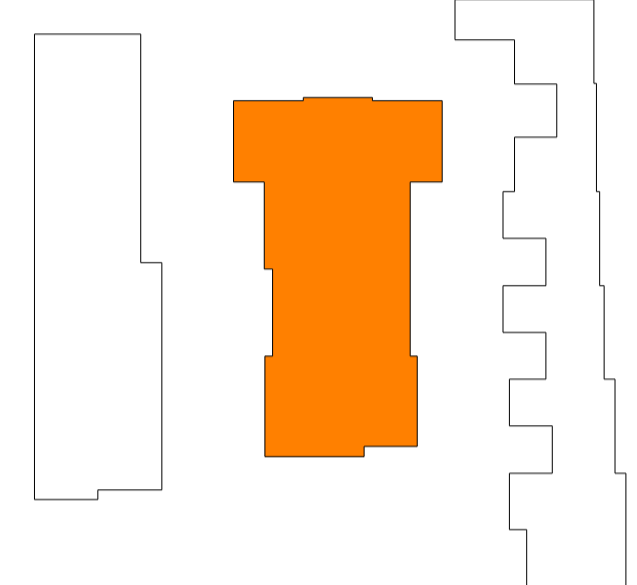
1
A300
GROUND FLOOR - PART C
SCALE 1:100

CLARKE'S PROJECT MANAGEMENT (QLD) PTY LTD OWNS
COPYRIGHT ON THE IDEAS AND CONCEPTS WITHIN THIS
DRAWING UNAUTHORISED USE OR REPRODUCTION WITHOUT
WRITTEN CONSENT MAY RESULT IN PROSECUTION.

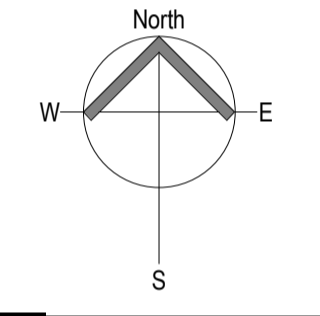
| LIGHTING LEGEND | |
|-----------------|--|
| | EMERGENCY LUMINAIRE (SURFACE MOUNTED) 10w NON-MAINTAINED EMERGENCY LUMINAIRE, TYPE SF10FP SPITFIRE STANLITE, INSTALLED & OPERATED IN ACCORDANCE WITH AS2293.1 |
| | EMERGENCY LUMINAIRE 10w NON-MAINTAINED EMERGENCY LUMINAIRE, TYPE SF10FP SPITFIRE STANLITE, INSTALLED & OPERATED IN ACCORDANCE WITH AS2293.1 |
| | EMERGENCY LIGHTS BATTERY BACKED UP SINGLE TUBE 36w BARE BATTEN FLUORESCENT EMERGENCY LIGHT, INSTALLED & OPERATED IN ACCORDANCE WITH AS2293.1 |
| | EXIT LIGHTS COLD CATHODE OR EQUIVALENT EXIT SIGN W/ DIRECTIONAL ARROW AS INDICATED, TYPE EE 110M STANLITE QUICKFIT, INSTALLED & OPERATED IN ACCORDANCE WITH AS2293.1 |
| | MECHANICAL VENTILATION 215mm DELUXE FANLIGHT 329m ³ /hr, CATEGORY No.5300-0, INSTALLED & OPERATED IN ACCORDANCE WITH AS2293.1 |
| | LED BATTEN LIGHTING RECESSED |
| | LED BATTEN LIGHTING SURFACE MOUNTED |
| | HIGH BAY LIGHTING LOCATION |
| | SPOTLIGHT LOCATION |
| | DOWNLIGHT LOCATION |



1 MEZZANINE - PART C
SCALE 1:100



KEY PLAN
SCALE 1:1000
North Point



| Revisions | | | | |
|-----------|----------|----|-------------|--|
| Rev | Date | By | Description | |
| A | 09/12/21 | TB | BA ISSUE | |
| | | | | |
| | | | | |
| | | | | |
| | | | | |
| | | | | |
| | | | | |
| | | | | |
| | | | | |

Designer

CLARKE'S
DESIGN & CONSTRUCT

A: 1/19 Harrington Street, Arundel, QLD 4214
P: 1300 11 25 11 E: info@clarkes.net.au
www.clarkes.net.au
ABN: 716 186 319 31 QBSA LIC: 15054063

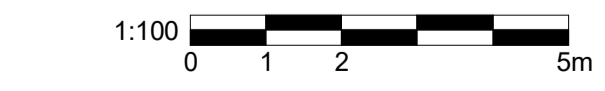
Project
PROPOSED DEVELOPMENT

Address
LOTS 3 & 4 EXIT 54 PACIFIC HWY,
COOMERA, QLD

Client
MAC-D INDUSTRIAL

Drawing Title
MEZZANINE - RCP - PART C

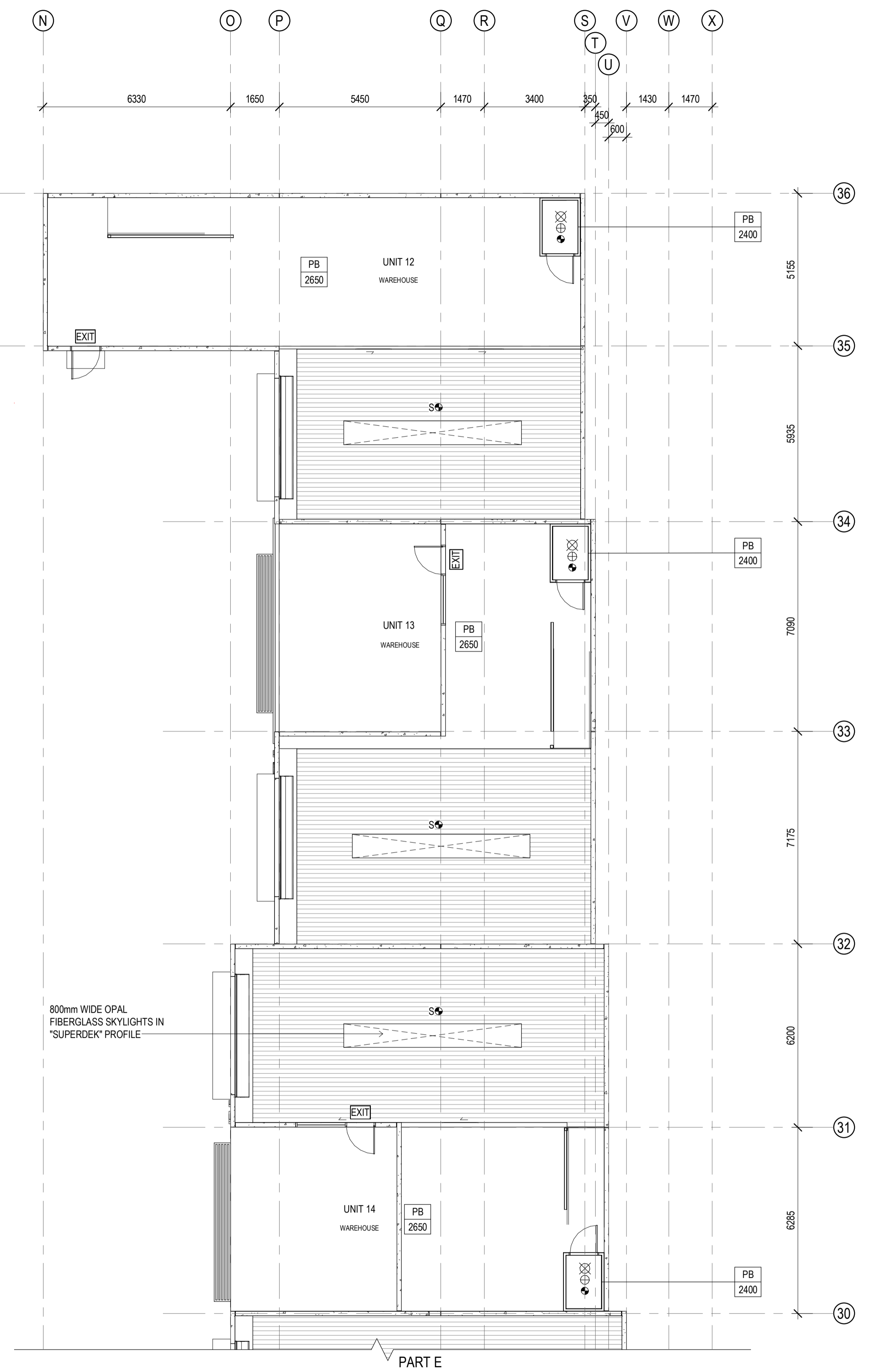
| Scale | Drawn | Checked | Approved |
|--------------|-----------------------|-----------|----------|
| As indicated | TB | SA | AC |
| Date | Project Reference No. | | |
| 12/02/21 | MAC158 | | |
| Revision | Phase | Sheet No. | |
| A | BA | A213 | |



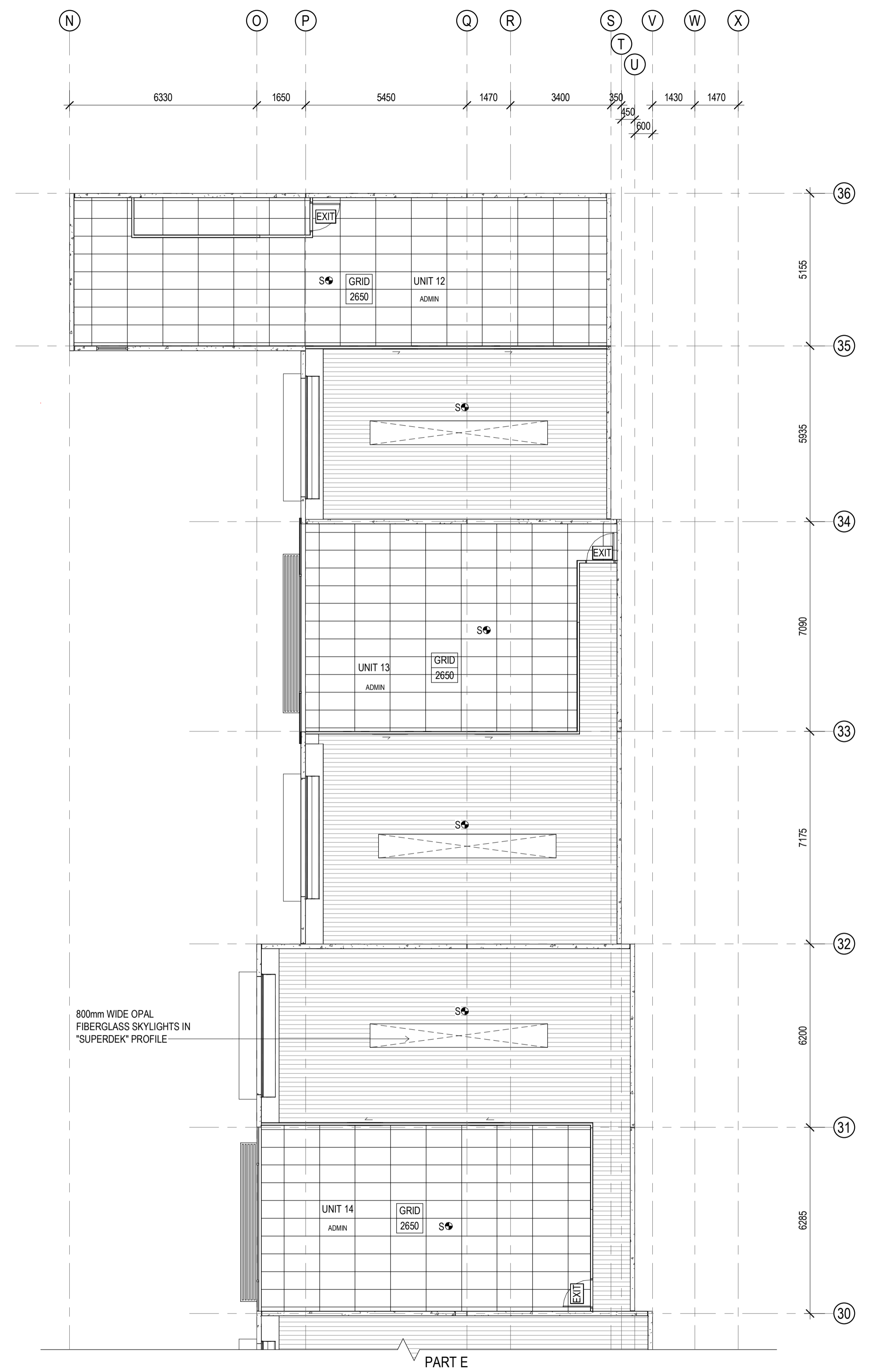
ISSUE FOR BA
NOT FOR CONSTRUCTION

CLARKE'S PROJECT MANAGEMENT (QLD) PTY LTD OWNS
COPYRIGHT ON THE IDEAS AND CONCEPTS WITHIN THIS
DRAWING UNAUTHORISED USE OR REPRODUCTION WITHOUT
WRITTEN CONSENT MAY RESULT IN PROSECUTION.

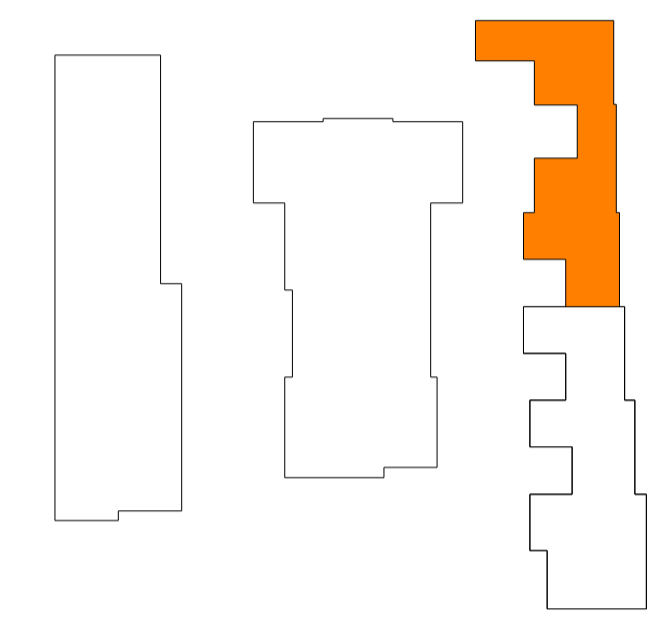
| LIGHTING LEGEND | |
|-----------------|--|
| | EMERGENCY LUMINAIRE (SURFACE MOUNTED) 10w NON-MAINTAINED EMERGENCY LUMINAIRE, TYPE SF10FP SPITFIRE STANLITE, INSTALLED & OPERATED IN ACCORDANCE WITH AS2293.1 |
| | EMERGENCY LUMINAIRE 10w NON-MAINTAINED EMERGENCY LUMINAIRE, TYPE SF10FP SPITFIRE STANLITE, INSTALLED & OPERATED IN ACCORDANCE WITH AS2293.1 |
| | EMERGENCY LIGHTS BATTERY BACKED UP SINGLE TUBE 36w BARE BATTEN FLUORESCENT EMERGENCY LIGHT, INSTALLED & OPERATED IN ACCORDANCE WITH AS2293.1 |
| | EXIT LIGHTS COLD CATHODE OR EQUIVALENT EXIT SIGN W/ DIRECTIONAL ARROW AS INDICATED, TYPE EE 110M STANLITE QUICKFIT, INSTALLED & OPERATED IN ACCORDANCE WITH AS2293.1 |
| | MECHANICAL VENTILATION 215mm DELUXE FANLIGHT 329m ³ /hr. CATEGORY No.5300-0. INSTALLED & OPERATED IN ACCORDANCE WITH AS2293.1 |
| | LED BATTEN LIGHTING RECESSED |
| | LED BATTEN LIGHTING SURFACE MOUNTED |
| | HIGH BAY LIGHTING LOCATION |
| | SPOTLIGHT LOCATION |
| | DOWNLIGHT LOCATION |



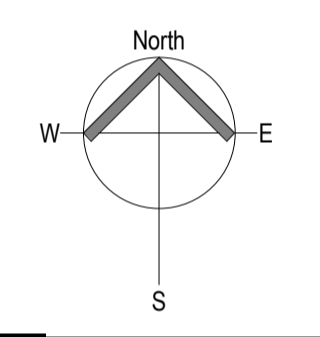
1 GROUND FLOOR - PART D
SCALE 1:100



2 MEZZANINE - PART D
SCALE 1:100



KEY PLAN
SCALE 1:1000
North Point



| Revisions | | | | |
|-----------|----------|----|-------------|--|
| Rev | Date | By | Description | |
| A | 09/12/21 | TB | BA ISSUE | |
| | | | | |
| | | | | |
| | | | | |
| | | | | |
| | | | | |
| | | | | |
| | | | | |
| | | | | |

CLARKE'S
DESIGN & CONSTRUCT

A: 1/19 Harrington Street, Arundel, QLD 4214
P: 1300 11 25 11 E: info@clarkes.net.au
www.clarkes.net.au
ABN: 716 186 319 31 QBSA LIC: 15054063

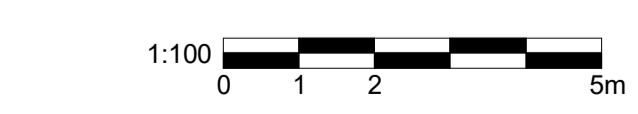
Project
PROPOSED DEVELOPMENT

Address
LOTS 3 & 4 EXIT 54 PACIFIC HWY,
COOMERA, QLD

Client
MAC-D INDUSTRIAL

Drawing Title
GROUND AND MEZZANINE RCP -
PART D

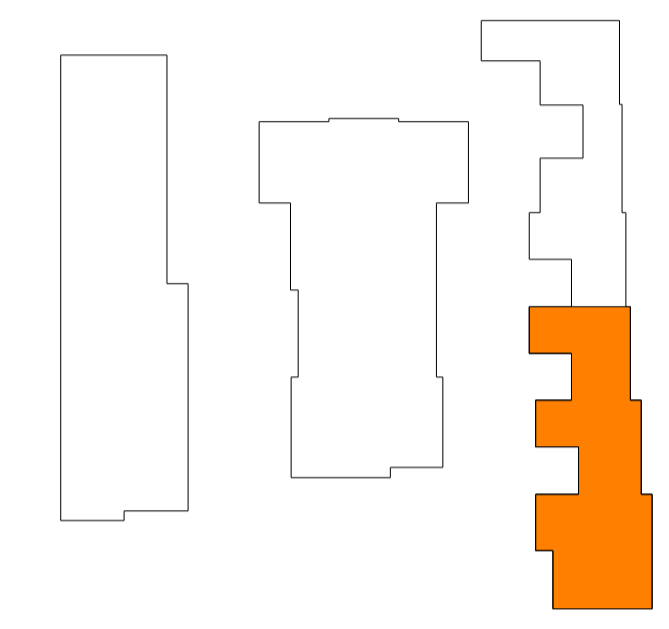
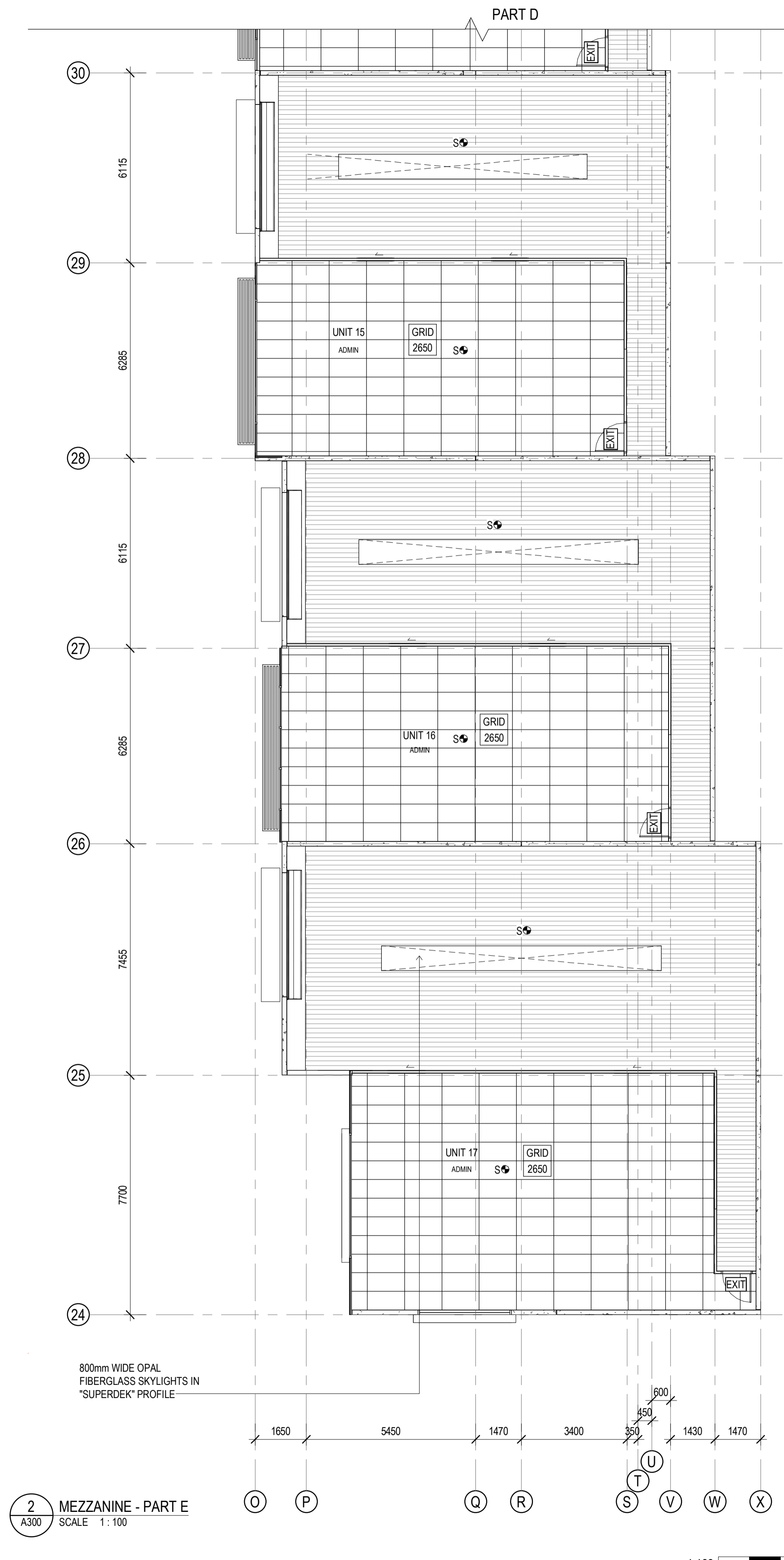
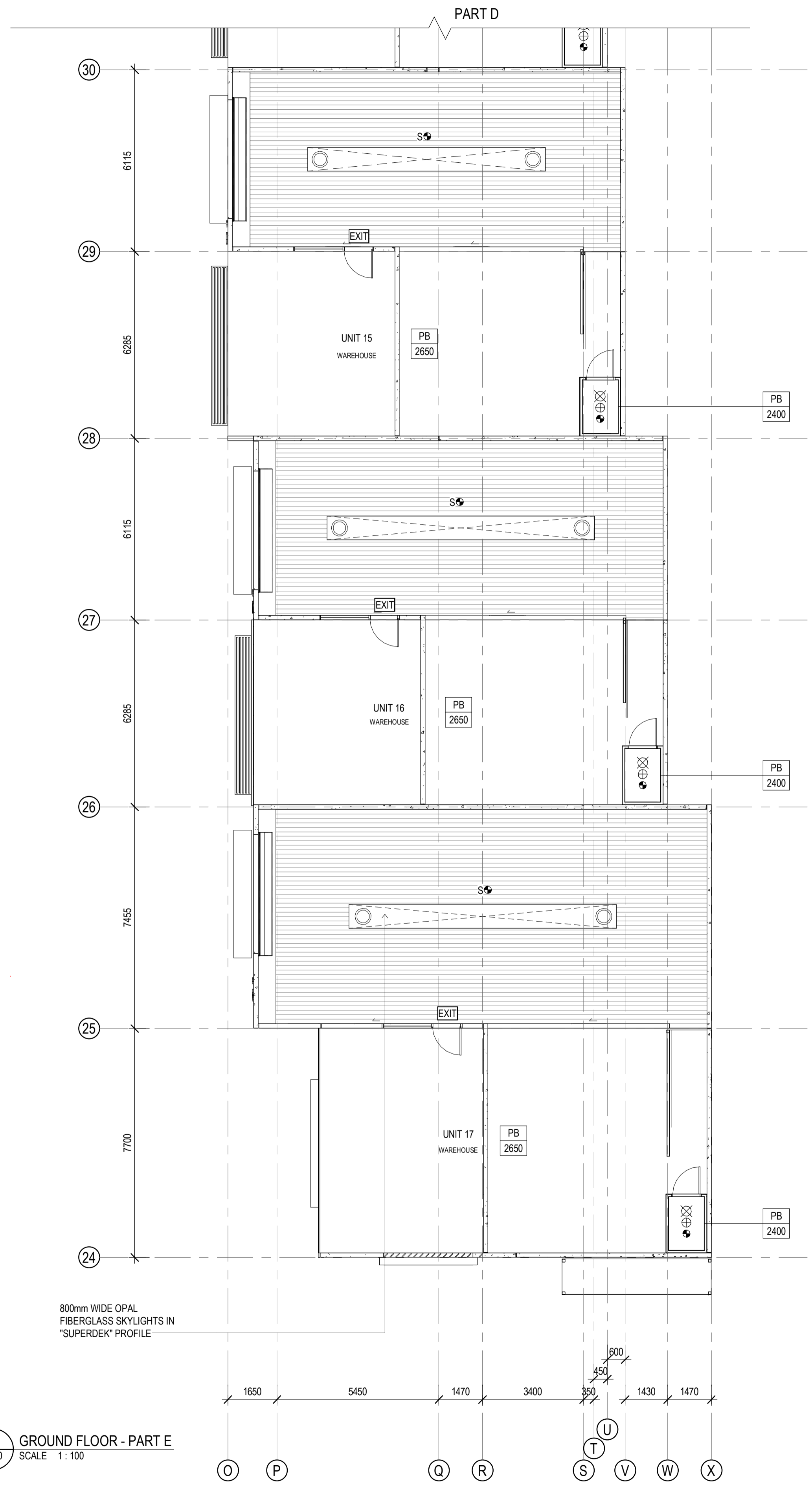
| Scale | Drawn | Checked | Approved |
|--------------|-----------------------|-----------|----------|
| As indicated | TB | SA | AC |
| Date | Project Reference No. | | |
| 12/02/21 | MAC158 | | |
| Revision | Phase | Sheet No. | |
| A | BA | A214 | |



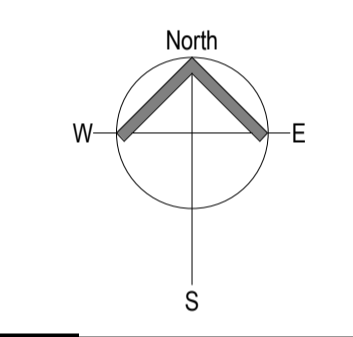
ISSUE FOR BA
NOT FOR CONSTRUCTION

CLARKE'S PROJECT MANAGEMENT (QLD) PTY LTD OWNS
COPYRIGHT ON THE IDEAS AND CONCEPTS WITHIN THIS
DRAWING UNAUTHORISED USE OR REPRODUCTION WITHOUT
WRITTEN CONSENT MAY RESULT IN PROSECUTION.

| LIGHTING LEGEND | |
|-----------------|---|
| | EMERGENCY LUMINAIRE (SURFACE MOUNTED) 10w NON-MAINTAINED EMERGENCY LUMINAIRE, TYPE SF10FP SPITFIRE STANILITE, INSTALLED & OPERATED IN ACCORDANCE WITH AS2293.1 |
| | EMERGENCY LUMINAIRE 10w NON-MAINTAINED EMERGENCY LUMINAIRE, TYPE SF10FP SPITFIRE STANILITE, INSTALLED & OPERATED IN ACCORDANCE WITH AS2293.1 |
| | EMERGENCY LIGHTS BATTERY BACKED UP SINGLE TUBE 36w BARE BATTEN FLUORESCENT EMERGENCY LIGHT, INSTALLED & OPERATED IN ACCORDANCE WITH AS2293.1 |
| | EXIT LIGHTS COLD CATHODE OR EQUIVALENT EXIT SIGN W/ DIRECTIONAL ARROW AS INDICATED, TYPE EE 110M STANILITE QUICKFIT, INSTALLED & OPERATED IN ACCORDANCE WITH AS2293.1 |
| | MECHANICAL VENTILATION 215mm DELUXE FANLIGHT 329m ³ /hr, CATEGORY No.6300-0, INSTALLED & OPERATED IN ACCORDANCE WITH AS2293.1 |
| | LED BATTEN LIGHTING RECESSED |
| | LED BATTEN LIGHTING SURFACE MOUNTED |
| | HIGH BAY LIGHTING LOCATION |
| | SPOTLIGHT LOCATION |
| | DOWNLIGHT LOCATION |



KEY PLAN
SCALE 1:1000
North Point



| Revisions | | | | |
|-----------|----------|----|-------------|--|
| Rev | Date | By | Description | |
| A | 09/12/21 | TB | BA ISSUE | |
| | | | | |
| | | | | |
| | | | | |
| | | | | |
| | | | | |
| | | | | |
| | | | | |
| | | | | |
| | | | | |

Designer

CLARKE'S
DESIGN & CONSTRUCT

A: 1/19 Harrington Street, Arundel, QLD 4214
P: 1300 11 25 11 E: info@clarkes.net.au
www.clarkes.net.au
ABN: 716 186 319 31 QBSA LIC: 15054063

Project
PROPOSED DEVELOPMENT

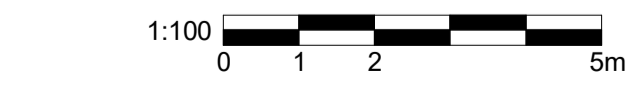
Address
LOTS 3 & 4 EXIT 54 PACIFIC HWY,
COOMERA, QLD

Client
MAC-D INDUSTRIAL

Drawing Title
GROUND AND MEZZANINE RCP - PART E

| Scale | Drawn | Checked | Approved |
|--------------|-----------------------|-----------|----------|
| As indicated | TB | SA | AC |
| Date | Project Reference No. | | |
| 12/02/21 | MAC158 | | |
| Revision | Phase | Sheet No. | |
| A | BA | A215 | |

CLARKE'S PROJECT MANAGEMENT (QLD) PTY LTD OWNS
COPYRIGHT ON THE IDEAS AND CONCEPTS WITHIN THIS
DRAWING UNAUTHORISED USE OR REPRODUCTION WITHOUT
WRITTEN CONSENT MAY RESULT IN PROSECUTION.



ISSUE FOR BA
NOT FOR CONSTRUCTION

ROOFING NOTES

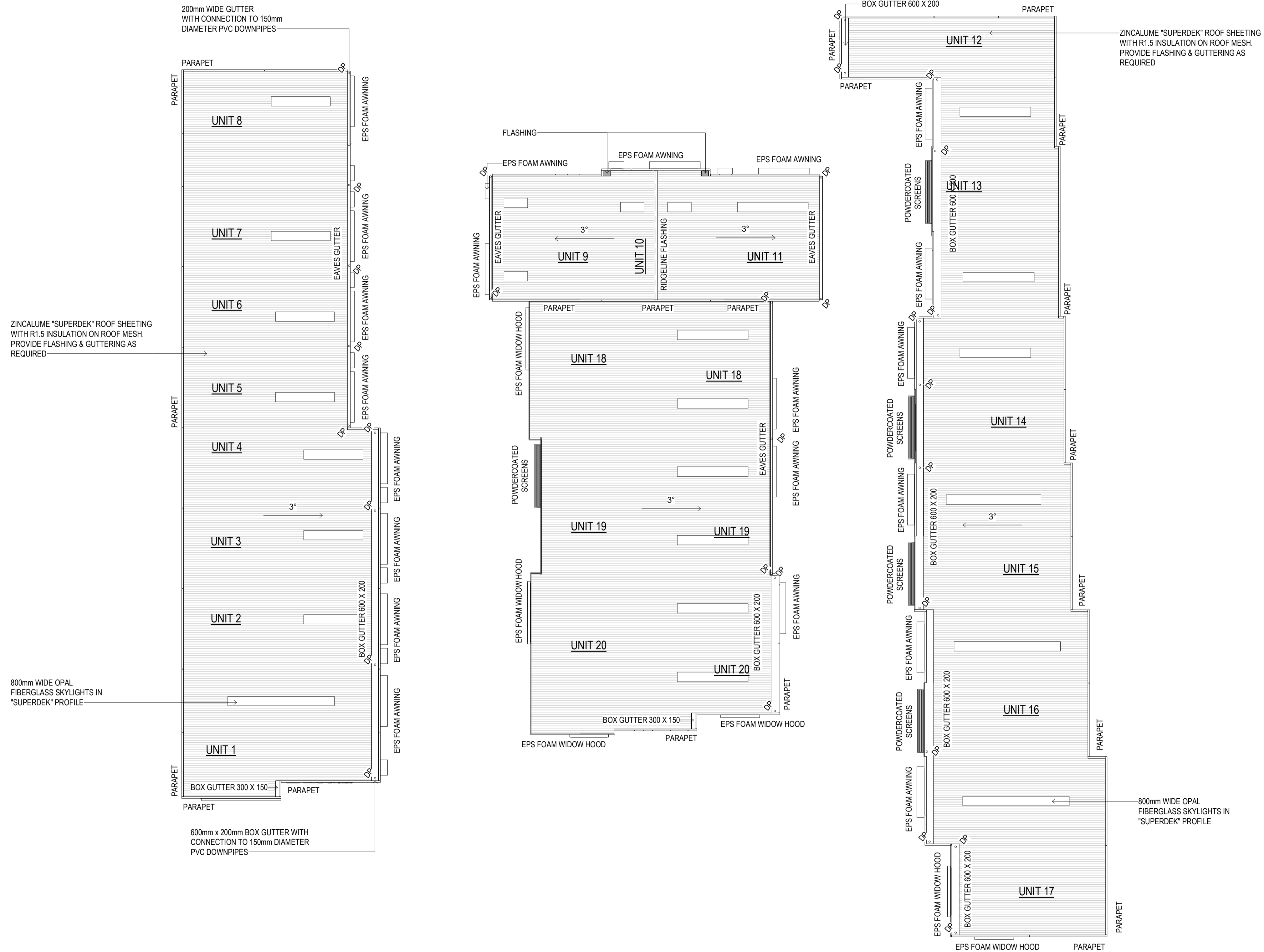
ROOF SHEETING
ALL ROOF SHEETING TO BE SUPERDEK OR SIMILAR PROFILE U.N.O.

INSULATION
55mm R1.5 BLANKET WITH FOIL FACE TO ONE SIDE ON 150mm SQUARE SAFETY MESH TO ROOF AREA

DOWNPIPES
ALL DOWNPIPES TO BE 150mm Ø PVC U.N.O.

SKYLIGHTS
OPAL FIBREGLASS SHEETS TO MATCH ROOFING PROFILE. REFER TO CONTRACT FOR QTY & LENGTH

FLASHINGS
PROVIDE MATCHING ZINCALUME OR COLORBOND FLASHINGS AS REQUIRED

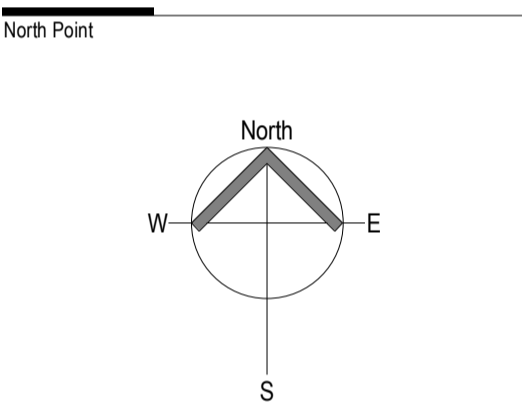


ZINCALUME "SUPERDEK" ROOF SHEETING WITH R1.5 INSULATION ON ROOF MESH. PROVIDE FLASHING & GUTTERING AS REQUIRED

800mm WIDE OPAL FIBREGLASS SKYLIGHTS IN "SUPERDEK" PROFILE

ZINCALUME "SUPERDEK" ROOF SHEETING WITH R1.5 INSULATION ON ROOF MESH. PROVIDE FLASHING & GUTTERING AS REQUIRED

800mm WIDE OPAL FIBREGLASS SKYLIGHTS IN "SUPERDEK" PROFILE



Revisions

| Rev | Date | By | Description |
|-----|----------|----|-------------|
| A | 09/12/21 | TB | BA ISSUE |
| | | | |
| | | | |
| | | | |
| | | | |
| | | | |
| | | | |
| | | | |
| | | | |
| | | | |



A: 1/19 Harrington Street, Arundel, QLD 4214

P: 1300 11 25 11 E: info@clarkes.net.au

www.clarkes.net.au
ABN: 716 186 319 31 QBSA LIC: 15054063

Project
PROPOSED DEVELOPMENT

Address
LOTS 3 & 4 EXIT 54 PACIFIC HWY,
COOMERA, QLD

Client
MAC-D INDUSTRIAL

Drawing Title
ROOF PLAN

| Scale | Drawn | Checked | Approved |
|-------|-------|---------|----------|
| 1:200 | TB | SA | AC |

Date
02/09/21

Project Reference No.
MAC158

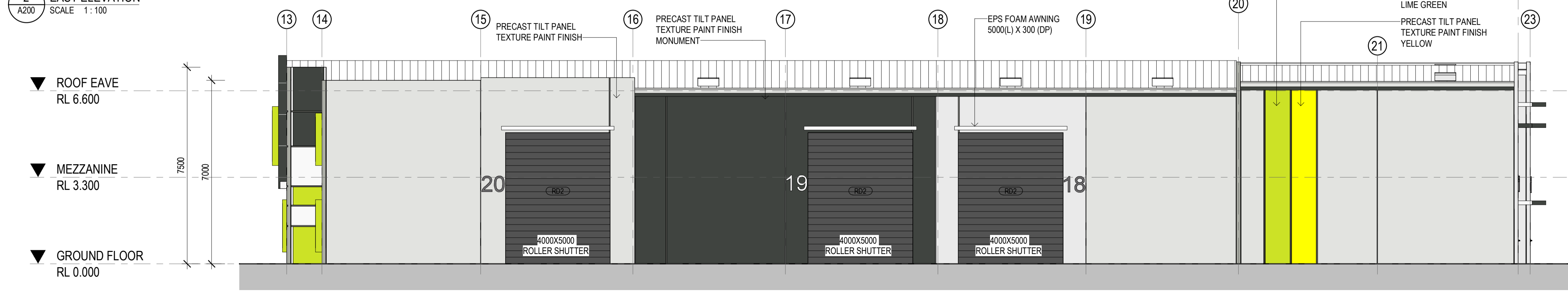
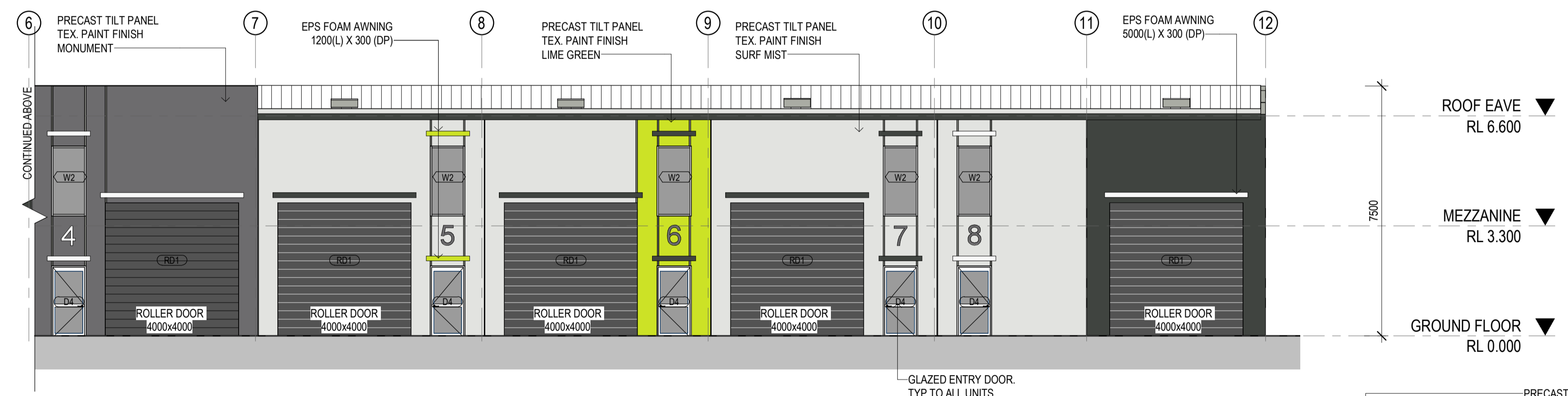
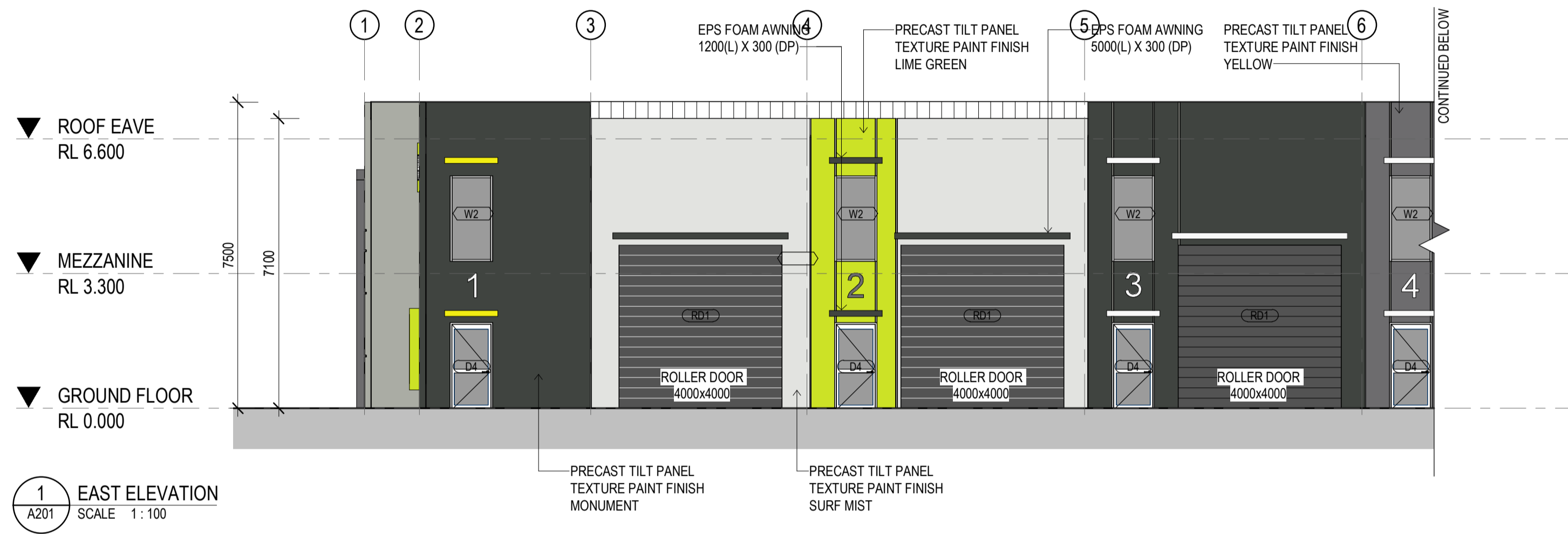
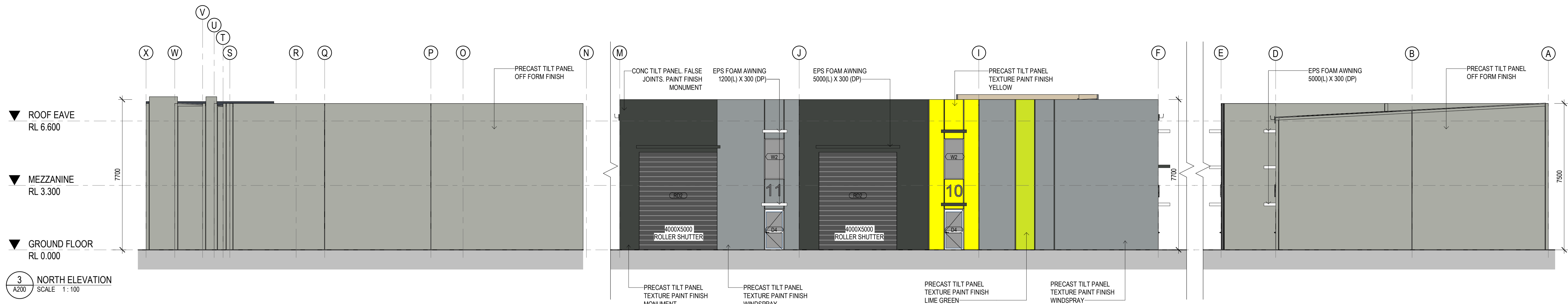
Revision
A

Phase
BA

Sheet No.
A250

1:200
0 2 4 10m
ISSUE FOR BA
NOT FOR CONSTRUCTION

CLARKE'S PROJECT MANAGEMENT (QLD) PTY LTD OWNS COPYRIGHT ON THE IDEAS AND CONCEPTS WITHIN THIS DRAWING. UNAUTHORISED USE OR REPRODUCTION, WITHOUT WRITTEN CONSENT, MAY RESULT IN PROSECUTION.



| Rev | Date | By | DA | Description |
|-----|----------|-----|----|-------------|
| A | 05/05/21 | GGB | DA | ISSUE |
| B | 15/08/21 | GGB | IR | RESPONSE |
| C | 09/12/21 | TB | BA | ISSUE |

CLARKE'S
DESIGN & CONSTRUCT

A: 1/19 Harrington Street, Arundel, QLD 4214
P: 1300 11 25 11 E: info@clarkes.net.au
www.clarkes.net.au
ABN: 716 186 319 31 QBSA LIC: 15054063

Project
PROPOSED DEVELOPMENT

Address
LOTS 3 & 4 EXIT 54 PACIFIC HWY,
COOMERA, QLD

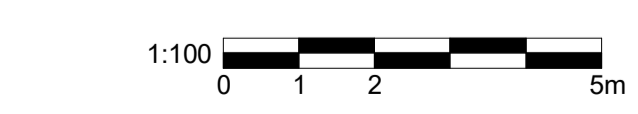
Client
MAC-D INDUSTRIAL

Drawing Title
ELEVATIONS

Scale 1:100 Drawn TB Checked SA Approved AC

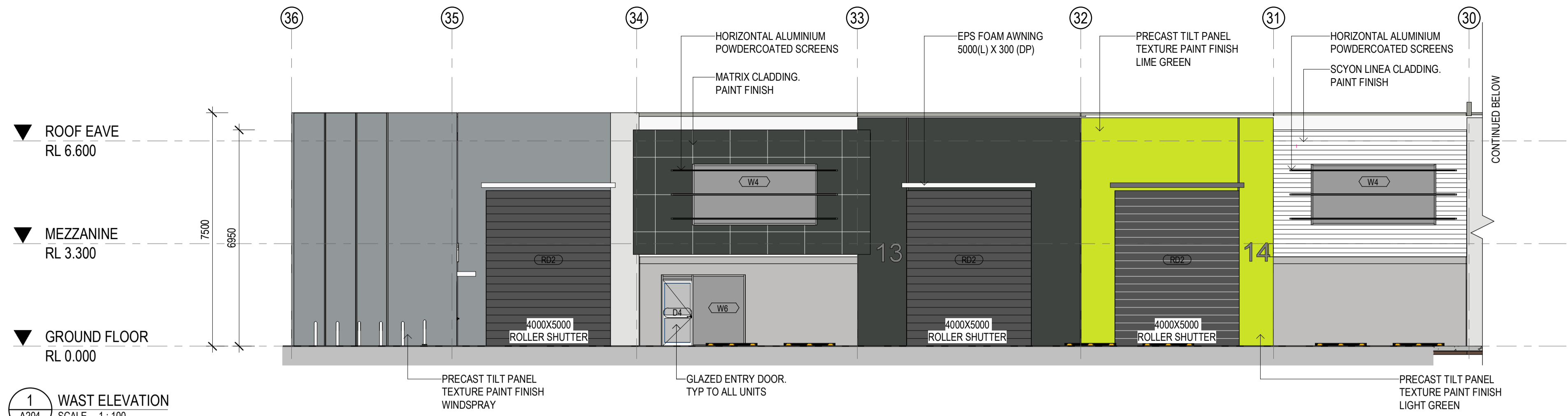
Date 02/09/21 Project Reference No. **MAC158**

Revision C Phase BA Sheet No. **A300**

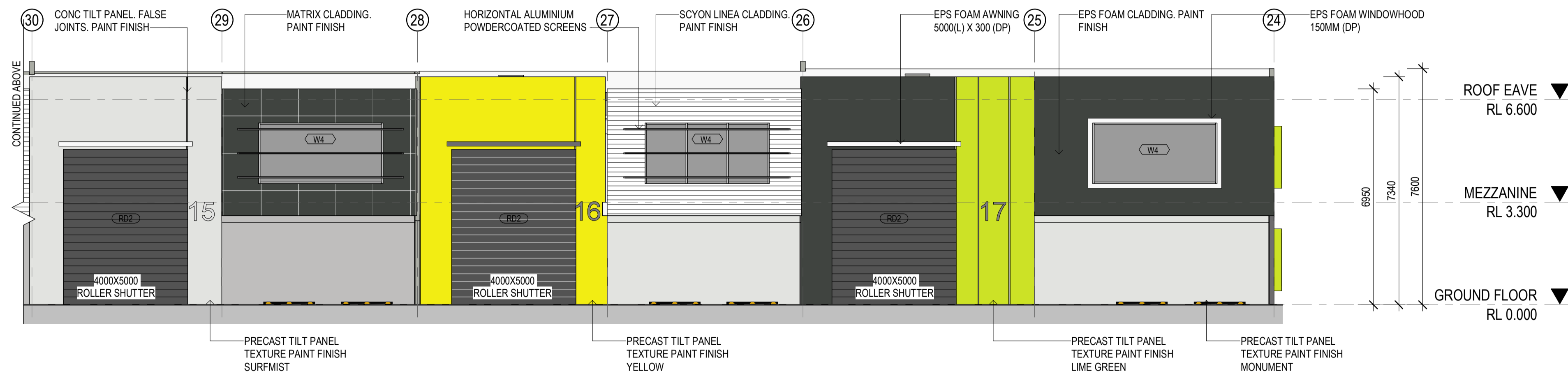


ISSUE FOR BA
NOT FOR CONSTRUCTION

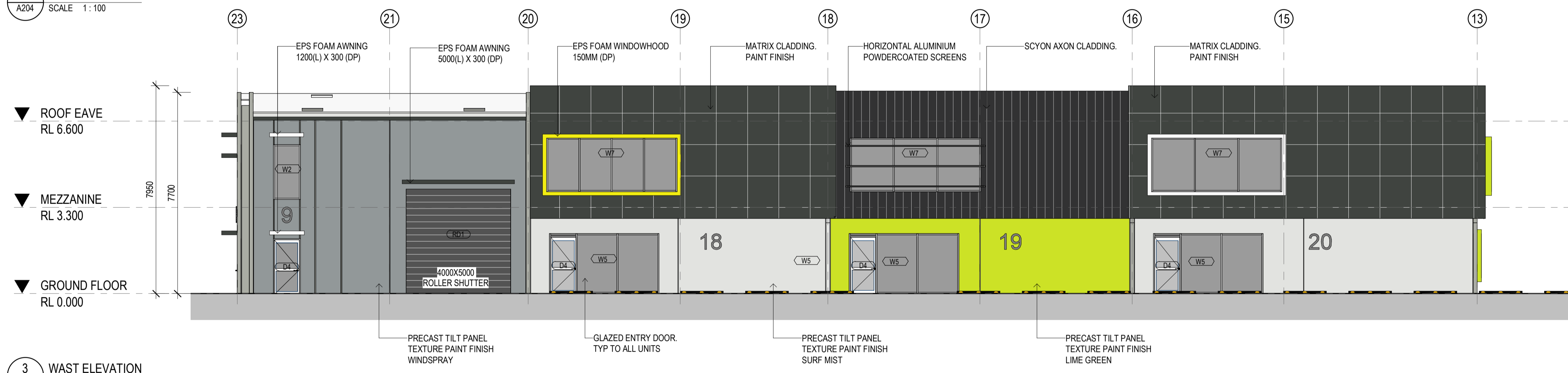
CLARKE'S PROJECT MANAGEMENT (QLD) PTY LTD OWNS
COPYRIGHT ON THE IDEAS AND CONCEPTS WITHIN THIS
DRAWING. UNAUTHORISED USE OR REPRODUCTION, WITHOUT
WRITTEN CONSENT MAY RESULT IN PROSECUTION.



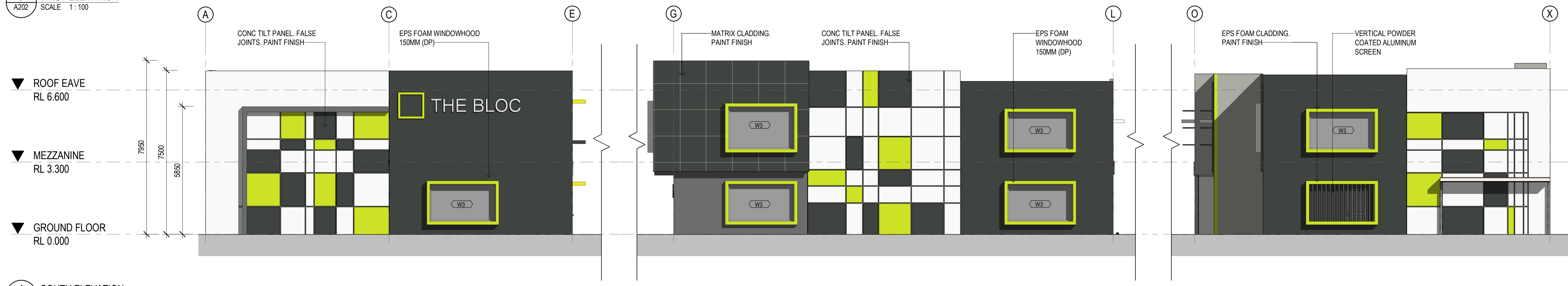
1 WAST ELEVATION
SCALE 1:100



2 WAST ELEVATION
SCALE 1:100



3 WAST ELEVATION
SCALE 1:100



4 SOUTH ELEVATION
SCALE 1:100

| Rev | Date | By | Description |
|-----|----------|-----|-------------|
| A | 08/08/21 | GGB | DA ISSUE |
| B | 15/08/21 | GGB | IR RESPONSE |
| C | 09/12/21 | TB | BA ISSUE |

CLARKE'S
DESIGN & CONSTRUCT

A: 1/19 Harrington Street, Arundel, QLD 4214

P: 1300 11 25 11 E: info@clarkes.net.au

www.clarkes.net.au
ABN: 716 186 319 31 QBSA LIC: 15054063

Project
PROPOSED DEVELOPMENT

Address
LOTS 3 & 4 EXIT 54 PACIFIC HWY,
COOMERA, QLD

Client
MAC-D INDUSTRIAL

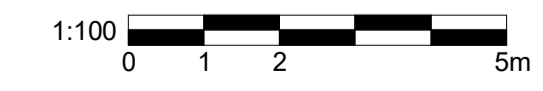
Drawing Title
ELEVATIONS

Scale 1:100 Drawn TB Checked SA Approved AC

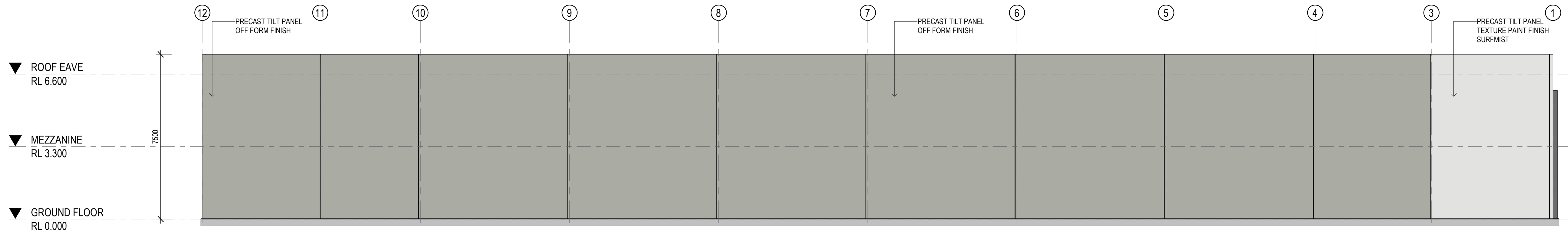
Date 02/09/21 Project Reference No. MAC158

Revision C Phase BA Sheet No. A301

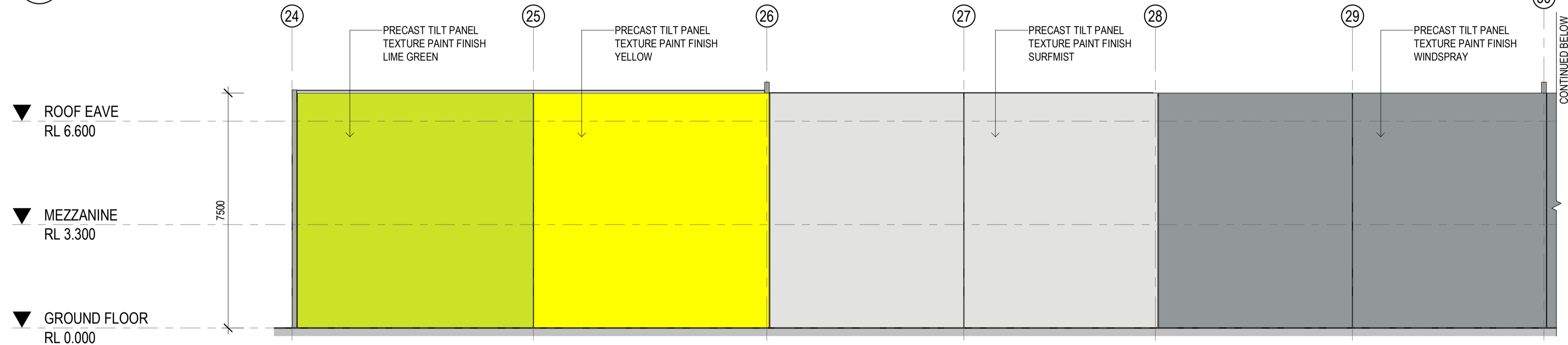
CLARKE'S PROJECT MANAGEMENT (QLD) PTY LTD OWNS
COPYRIGHT ON THE IDEAS AND CONCEPTS WITHIN THIS
DRAWING UNAUTHORISED USE OR REPRODUCTION WITHOUT
WRITTEN CONSENT MAY RESULT IN PROSECUTION.



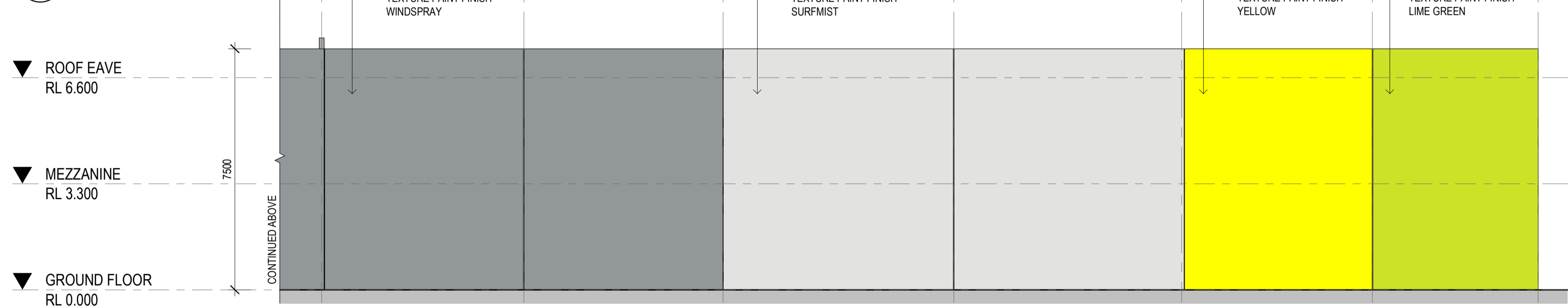
ISSUE FOR BA
NOT FOR CONSTRUCTION



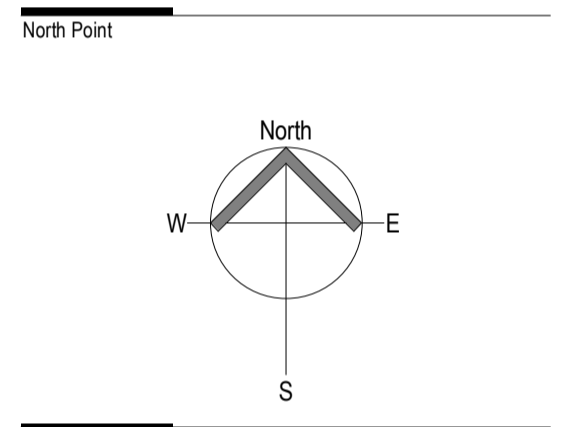
1 WEST ELEVATION
A200 SCALE 1:100



2 EAST ELEVATION
A204 SCALE 1:100



3 EAST ELEVATION
A204 SCALE 1:100



| Revisions | | | | |
|-----------|----------|----|-------------|--|
| Rev | Date | By | Description | |
| A | 09/12/21 | TB | BA ISSUE | |
| | | | | |
| | | | | |
| | | | | |
| | | | | |
| | | | | |
| | | | | |
| | | | | |

Designer

CLARKE'S
DESIGN & CONSTRUCT

A: 1/19 Harrington Street, Arundel, QLD 4214
P: 1300 11 25 11 E: info@clarkes.net.au
www.clarkes.net.au
ABN: 716 186 319 31 QBSA LIC: 15054063

Project
PROPOSED DEVELOPMENT

Address
LOTS 3 & 4 EXIT 54 PACIFIC HWY,
COOMERA, QLD

Client
MAC-D INDUSTRIAL

Drawing Title
ELEVATIONS

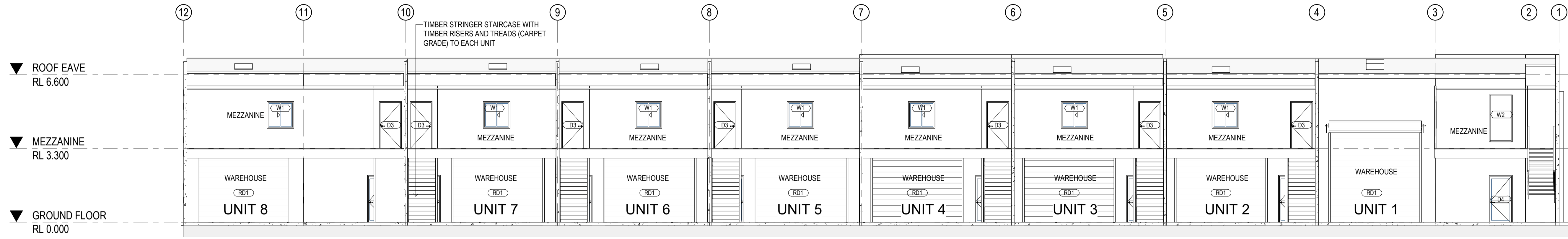
| Scale | Drawn | Checked | Approved |
|-------|-------|---------|----------|
| 1:100 | TB | SA | AC |

| Date | Project Reference No. |
|----------|-----------------------|
| 12/08/21 | MAC158 |

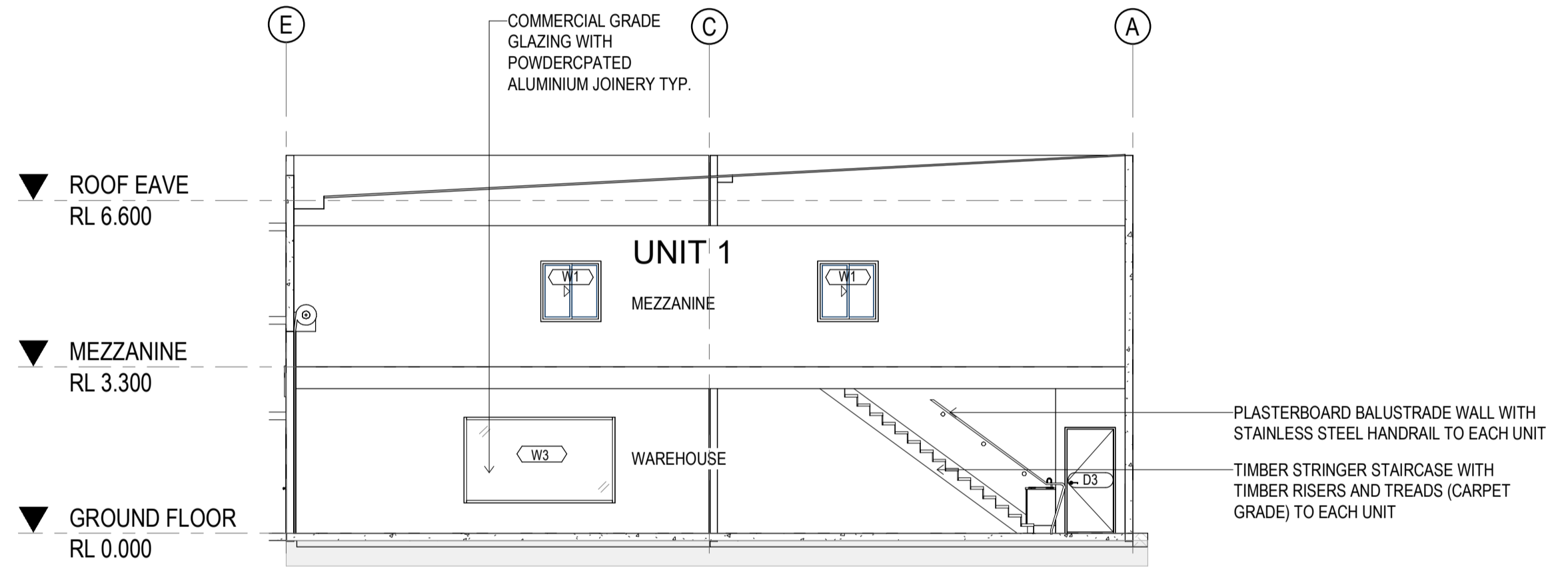
| Revision | Phase | Sheet No. |
|----------|-------|-----------|
| A | BA | A302 |

ISSUE FOR BA
NOT FOR CONSTRUCTION

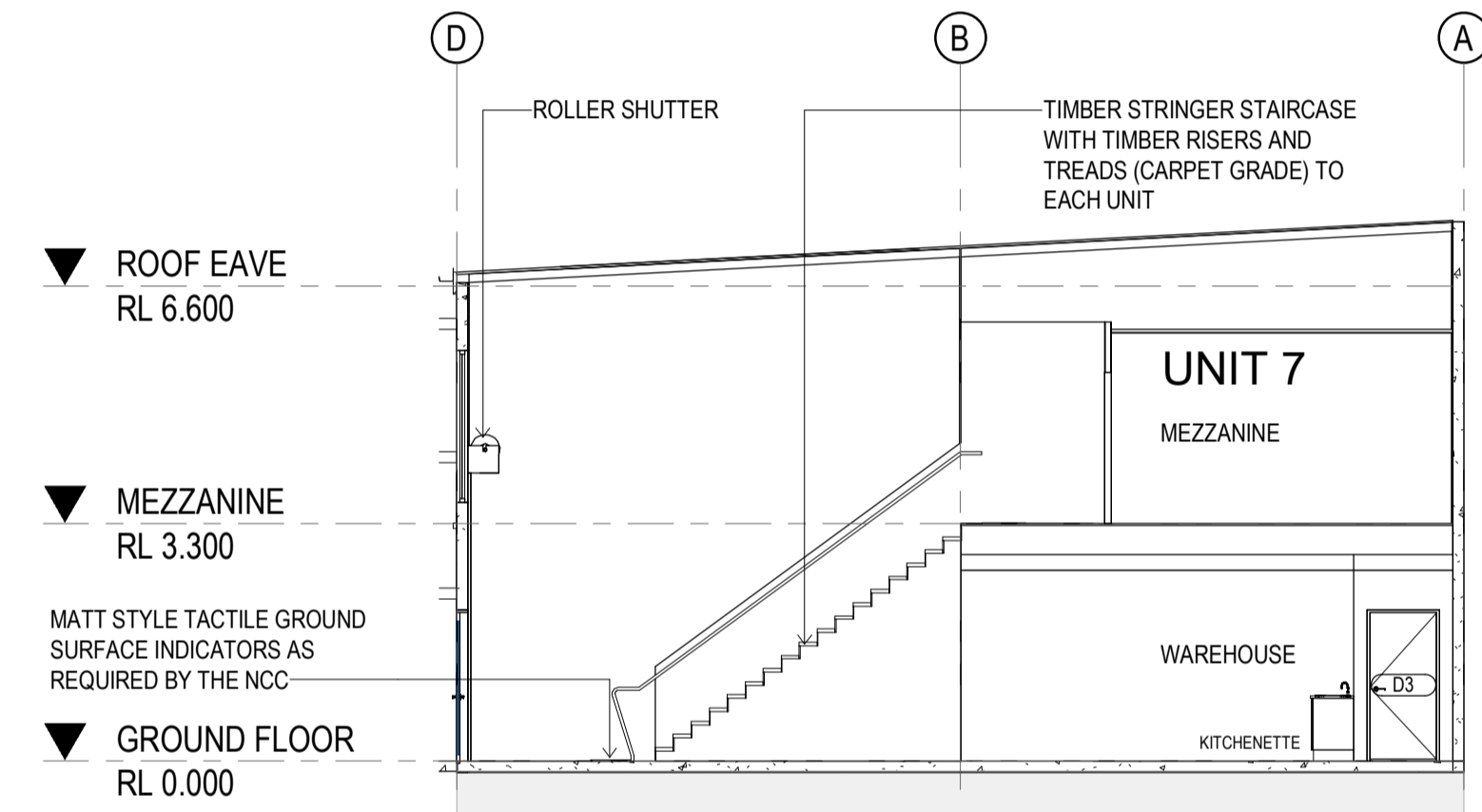
CLARKE'S PROJECT MANAGEMENT (QLD) PTY LTD OWNS
COPYRIGHT ON THE IDEAS AND CONCEPTS WITHIN THIS
DRAWING UNAUTHORISED USE OR REPRODUCTION WITHOUT
WRITTEN CONSENT MAY RESULT IN PROSECUTION.



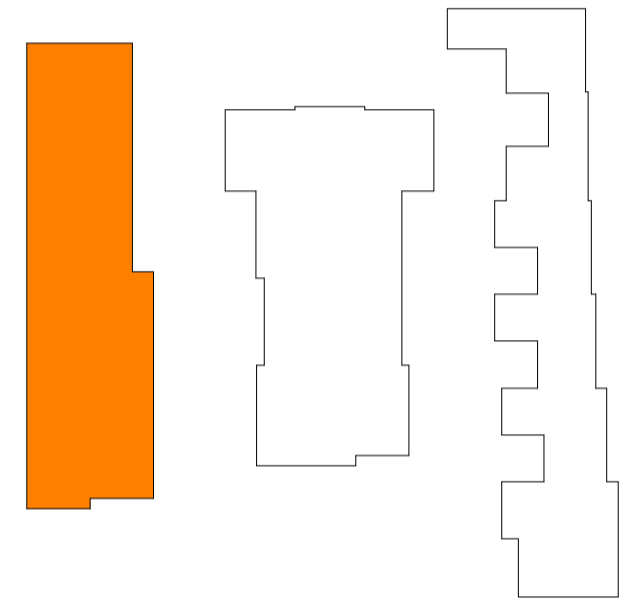
2 BUILDING A
SCALE 1:100



1 SECTION
SCALE 1:100



3 SECTION
SCALE 1:100



KEY PLAN
SCALE 1:1000

| Revisions | | | | |
|-----------|----------|-----|----|-------------|
| Rev | Date | By | DA | Description |
| A | 08/08/21 | GGB | DA | ISSUE |
| B | 15/08/21 | GGB | IR | RESPONSE |
| C | 09/12/21 | TB | BA | ISSUE |
| | | | | |
| | | | | |
| | | | | |
| | | | | |
| | | | | |
| | | | | |
| | | | | |

Designer

CLARKE'S
DESIGN & CONSTRUCT

A: 1/19 Harrington Street, Arundel, QLD 4214
P: 1300 11 25 11 E: info@clarkes.net.au
www.clarkes.net.au
ABN: 716 186 319 31 QBSA LIC: 15054063

Project
PROPOSED DEVELOPMENT

Address
LOTS 3 & 4 EXIT 54 PACIFIC HWY,
COOMERA, QLD

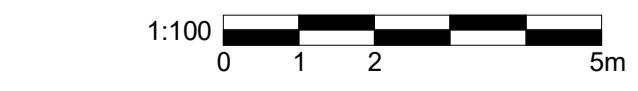
Client
MAC-D INDUSTRIAL

Drawing Title
SECTIONS

Scale Drawn Checked Approved
As indicated TB SA AC

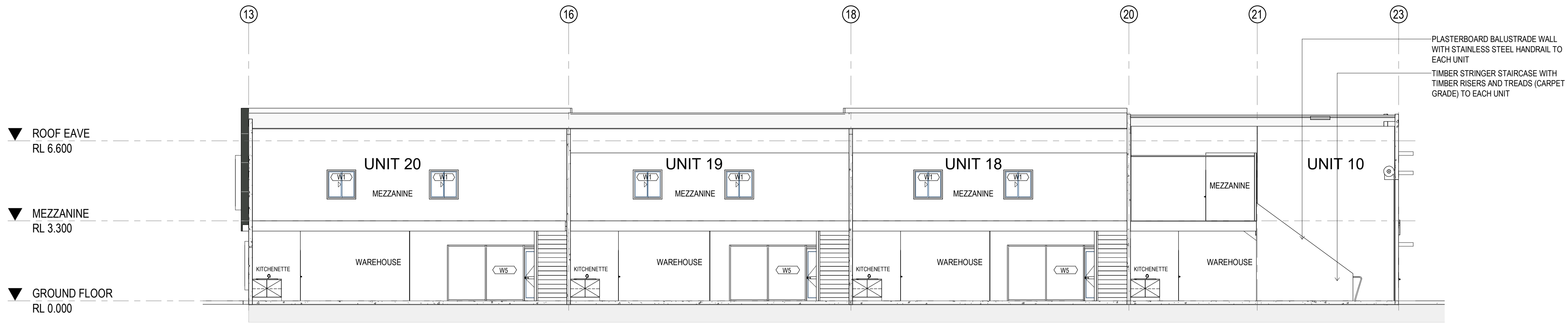
Date Project Reference No.
02/09/21 MAC158

Revision Phase Sheet No.
C BA A400

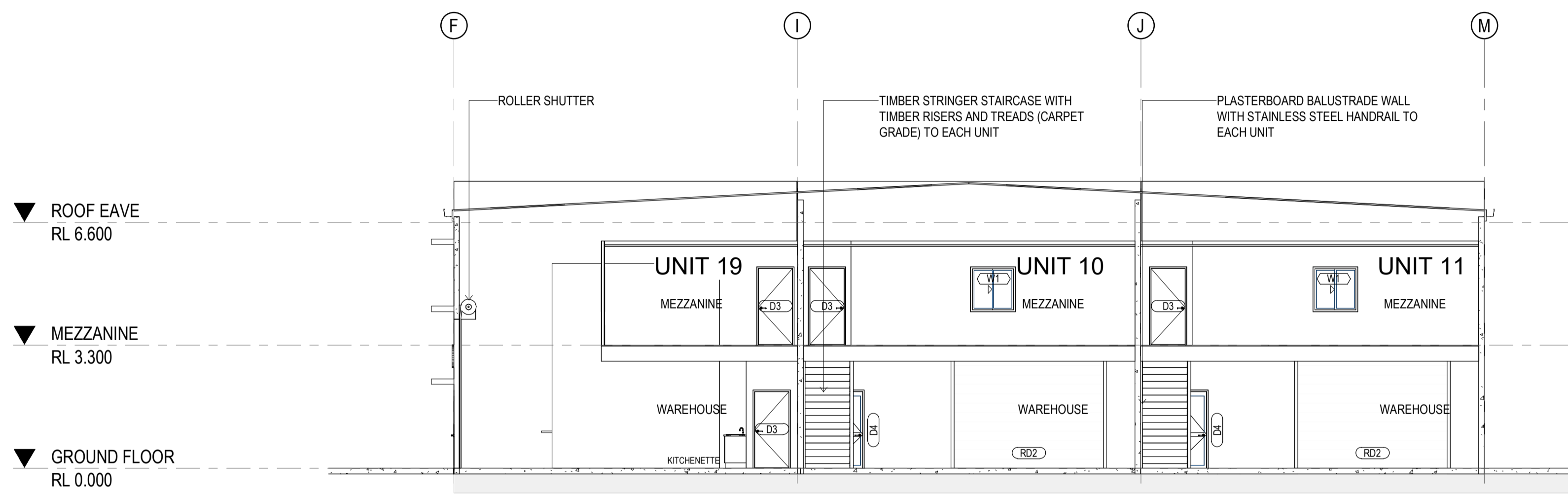


ISSUE FOR BA
NOT FOR CONSTRUCTION

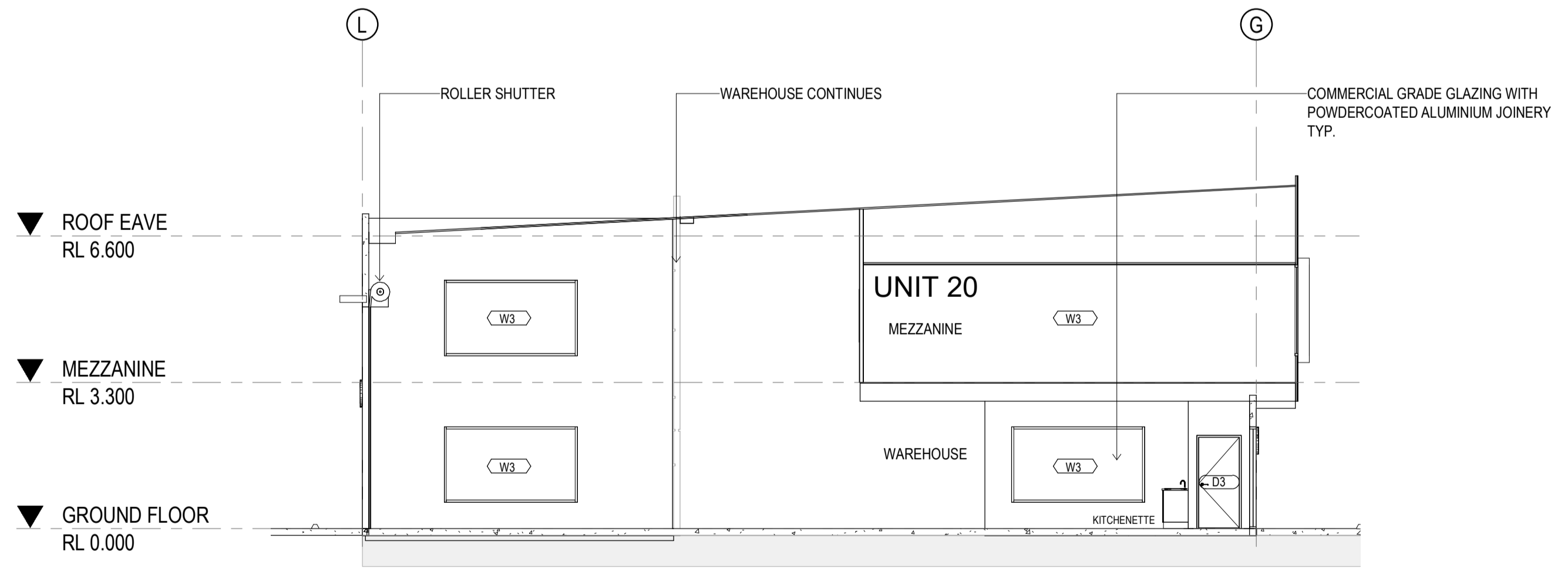
CLARKE'S PROJECT MANAGEMENT (QLD) PTY LTD OWNS
COPYRIGHT ON THE IDEAS AND CONCEPTS WITHIN THIS
DRAWING. UNAUTHORISED USE OR REPRODUCTION, WITHOUT
WRITTEN CONSENT, MAY RESULT IN PROSECUTION.



1 SECTION
A202 SCALE 1:100

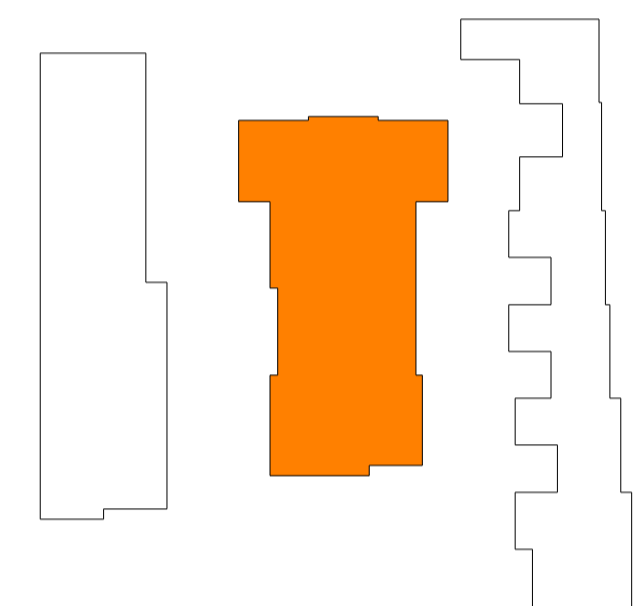


2 SECTION
A202 SCALE 1:100



3 SECTION
A202 SCALE 1:100

PLASTERBOARD BALUSTRADE WALL WITH STAINLESS STEEL HANDRAIL TO EACH UNIT
TIMBER STRINGER STAIRCASE WITH TIMBER RISERS AND TREADS (CARPET GRADE) TO EACH UNIT



KEY PLAN
SCALE 1:1000

| Revisions | | | | |
|-----------|----------|----|----|-------------|
| Rev | Date | By | BA | Description |
| A | 09/12/21 | TB | BA | ISSUE |
| | | | | |
| | | | | |
| | | | | |
| | | | | |
| | | | | |
| | | | | |
| | | | | |
| | | | | |
| | | | | |

Designer

CLARKE'S
DESIGN & CONSTRUCT

A: 1/19 Harrington Street, Arundel, QLD 4214
P: 1300 11 25 11 E: info@clarkes.net.au
www.clarkes.net.au
ABN: 716 186 319 31 QBSA LIC: 15054063

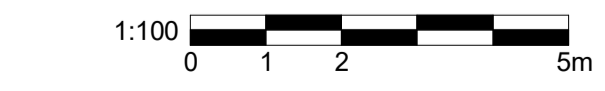
Project
PROPOSED DEVELOPMENT

Address
LOTS 3 & 4 EXIT 54 PACIFIC HWY,
COOMERA, QLD

Client
MAC-D INDUSTRIAL

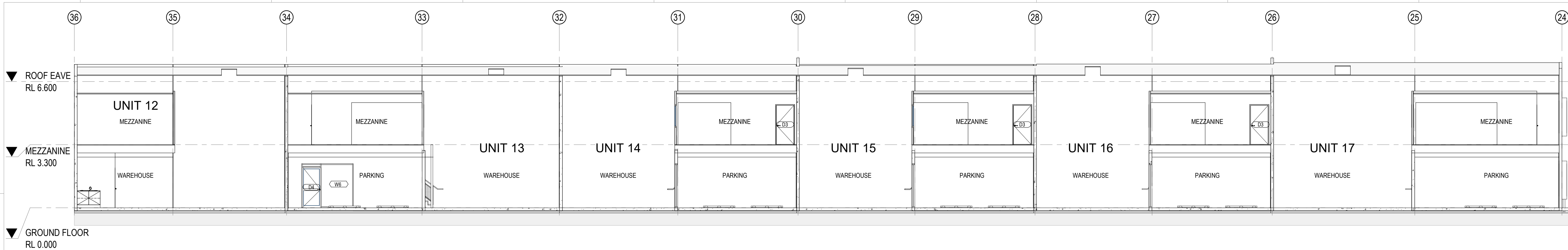
Drawing Title
SECTIONS

| Scale | Drawn | Checked | Approved |
|--------------|-----------------------|-----------|----------|
| As indicated | TB | SA | AC |
| Date | Project Reference No. | | |
| 11/30/21 | MAC158 | | |
| Revision | Phase | Sheet No. | |
| A | BA | A401 | |

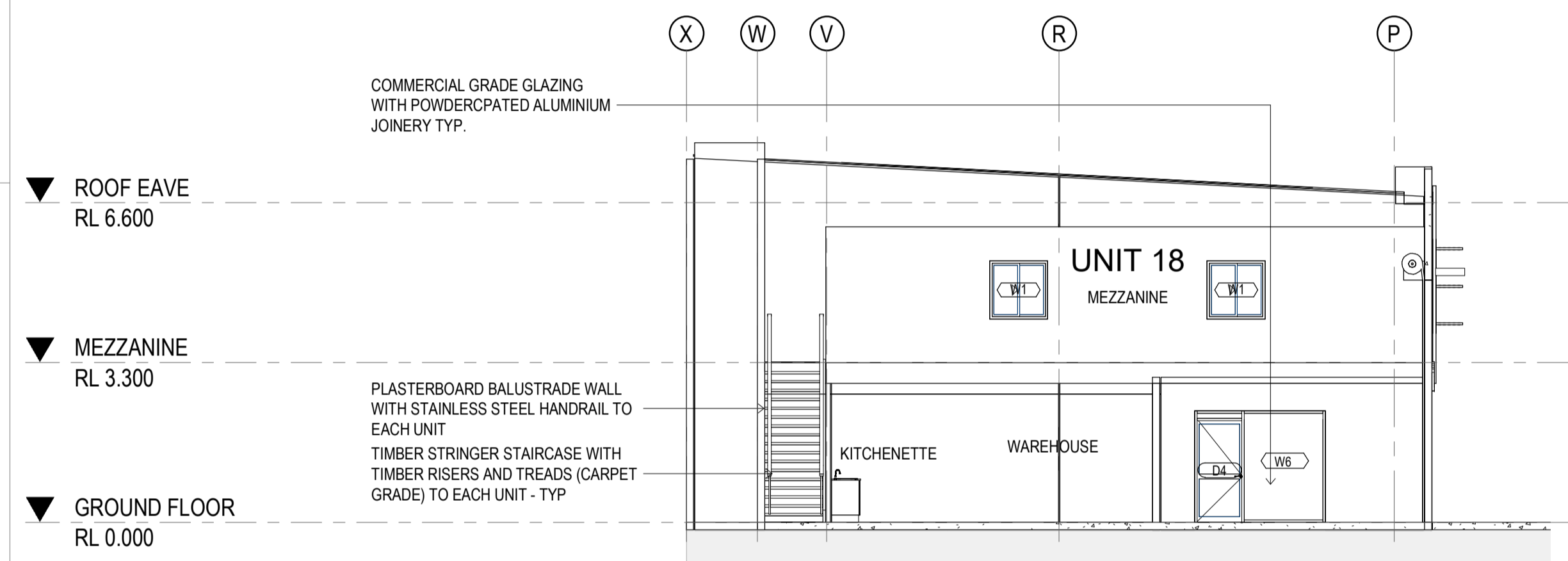


ISSUE FOR BA
NOT FOR CONSTRUCTION

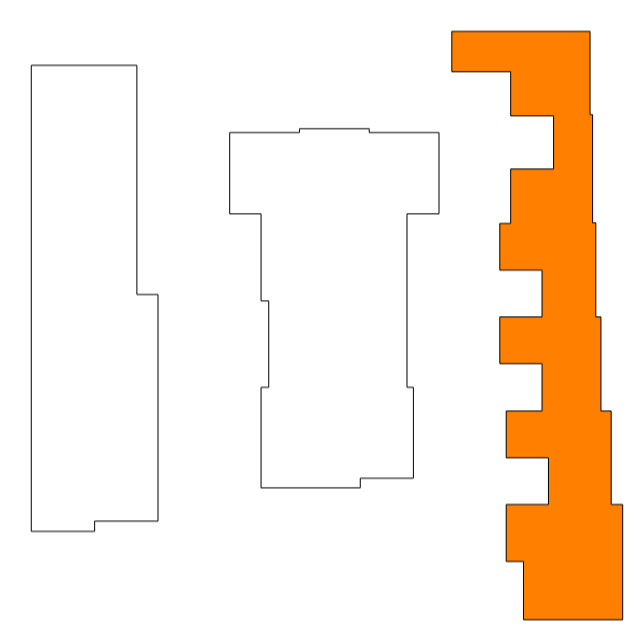
CLARKE'S PROJECT MANAGEMENT (QLD) PTY LTD OWNS
COPYRIGHT ON THE IDEAS AND CONCEPTS WITHIN THIS
DRAWING UNAUTHORISED USE OR REPRODUCTION WITHOUT
WRITTEN CONSENT MAY RESULT IN PROSECUTION.



1 SECTION
A204 SCALE 1:100



2 SECTION
A205 SCALE 1:100



KEY PLAN
SCALE 1:1000

| Revisions | | | | |
|-----------|----------|----|-------------|--|
| Rev | Date | By | Description | |
| A | 09/12/21 | TB | BA ISSUE | |
| | | | | |
| | | | | |
| | | | | |
| | | | | |
| | | | | |
| | | | | |
| | | | | |
| | | | | |

Designer

CLARKE'S
DESIGN & CONSTRUCT

A: 1/19 Harrington Street, Arundel, QLD 4214
P: 1300 11 25 11 E: info@clarkes.net.au
www.clarkes.net.au
ABN: 716 186 319 31 QBSA LIC: 15054063

Project
PROPOSED DEVELOPMENT

Address
LOTS 3 & 4 EXIT 54 PACIFIC HWY,
COOMERA, QLD

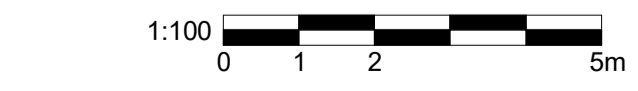
Client
MAC-D INDUSTRIAL

Drawing Title
SECTIONS

| Scale | Drawn | Checked | Approved |
|--------------|-------|---------|----------|
| As indicated | TB | SA | AC |

Date
12/01/21
Project Reference No.
MAC158

Revision
A
Phase
BA
Sheet No.
A402



ISSUE FOR BA
NOT FOR CONSTRUCTION

CLARKE'S PROJECT MANAGEMENT (QLD) PTY LTD OWNS
COPYRIGHT ON THE IDEAS AND CONCEPTS WITHIN THIS
DRAWING. UNAUTHORISED USE OR REPRODUCTION, WITHOUT
WRITTEN CONSENT, MAY RESULT IN PROSECUTION.

MEZZANINE
RL 3.300

MATT STYLE TACTILE GROUND
SURFACE INDICATORS AS
REQUIRED BY THE BCA

GROUND FLOOR
RL 0.000

5 STAIRS TYPE A
SCALE 1:20

4 STAIRS TYPE A
SCALE 1:20

7 DETAIL - TYPICAL WALL / POST MOUNTED HANDRAIL FIXINGS
SCALE 1:5

2 TGSi SETOUT - ELEVATION
SCALE 1:20

3 TGSi SETOUT - PLAN
SCALE 1:20

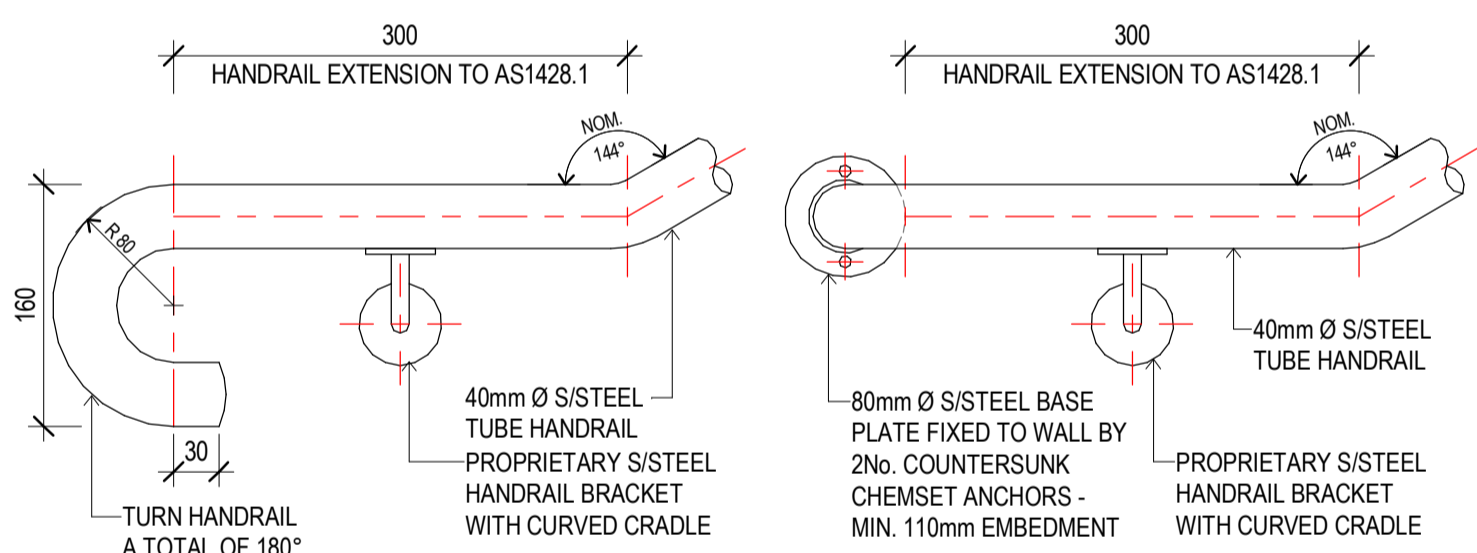
TIMBER STRINGER STAIRCASE WITH
TIMBER RISERS AND TREADS
(CARPET GRADE) TO EACH UNIT

PLASTERBOARD BALUSTRADE WALL
WITH STAINLESS STEEL HANDRAIL TO
EACH UNIT

TIMBER STRINGER STAIRCASE
WITH TIMBER RISERS AND TREADS
(CARPET GRADE) TO EACH UNIT

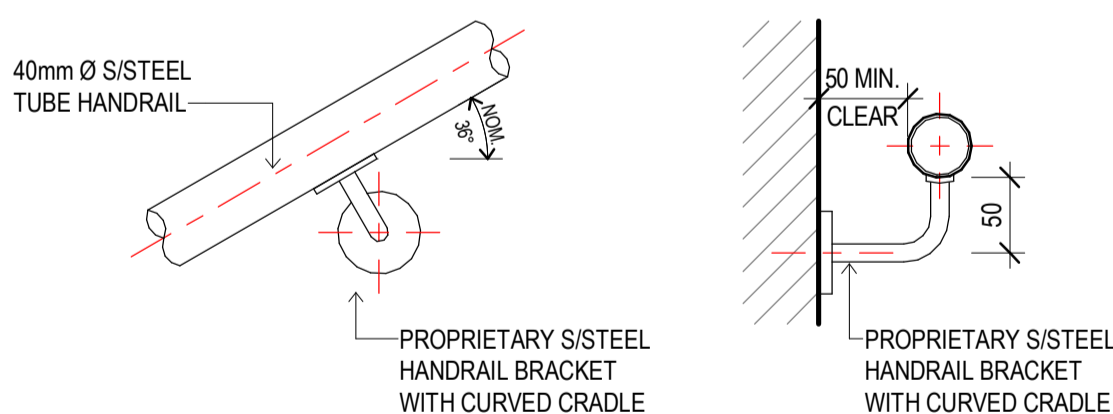
PLASTERBOARD BALUSTRADE WALL
WITH STAINLESS STEEL HANDRAIL TO
EACH UNIT

MATT STYLE TACTILE GROUND
SURFACE INDICATORS AS
REQUIRED BY THE BCA

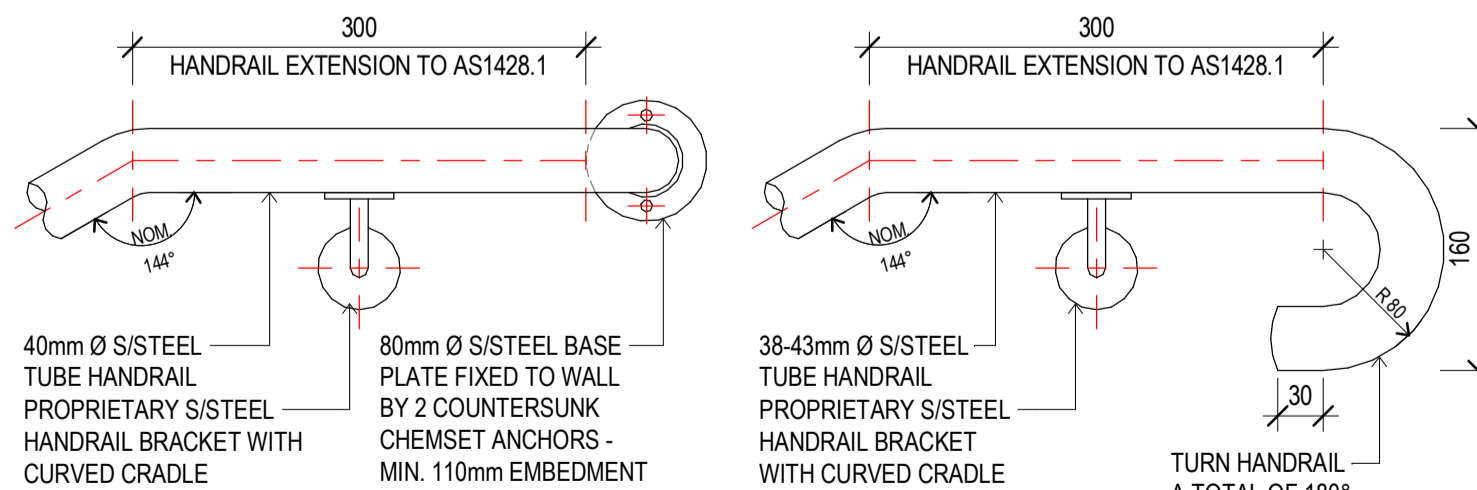


ELEVATION DETAIL - BOTTOM OF HANDRAIL
(EXTENSION WITH 180°
RETURN)

ELEVATION DETAIL - BOTTOM OF HANDRAIL
(EXTENSION RETURNING INTO
WALL)

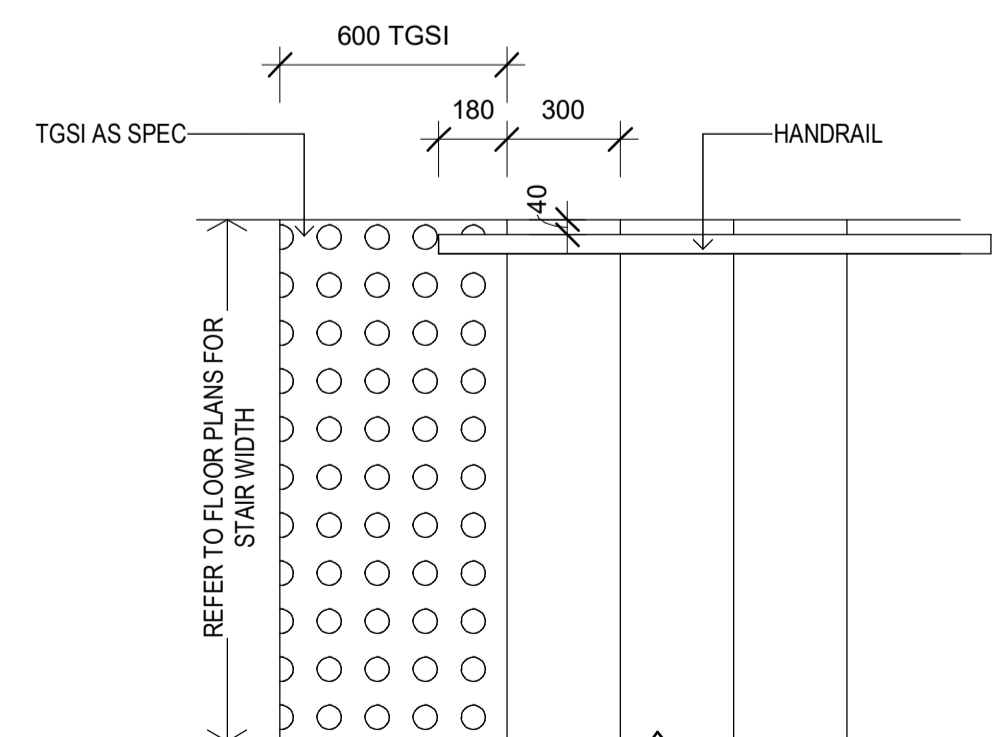
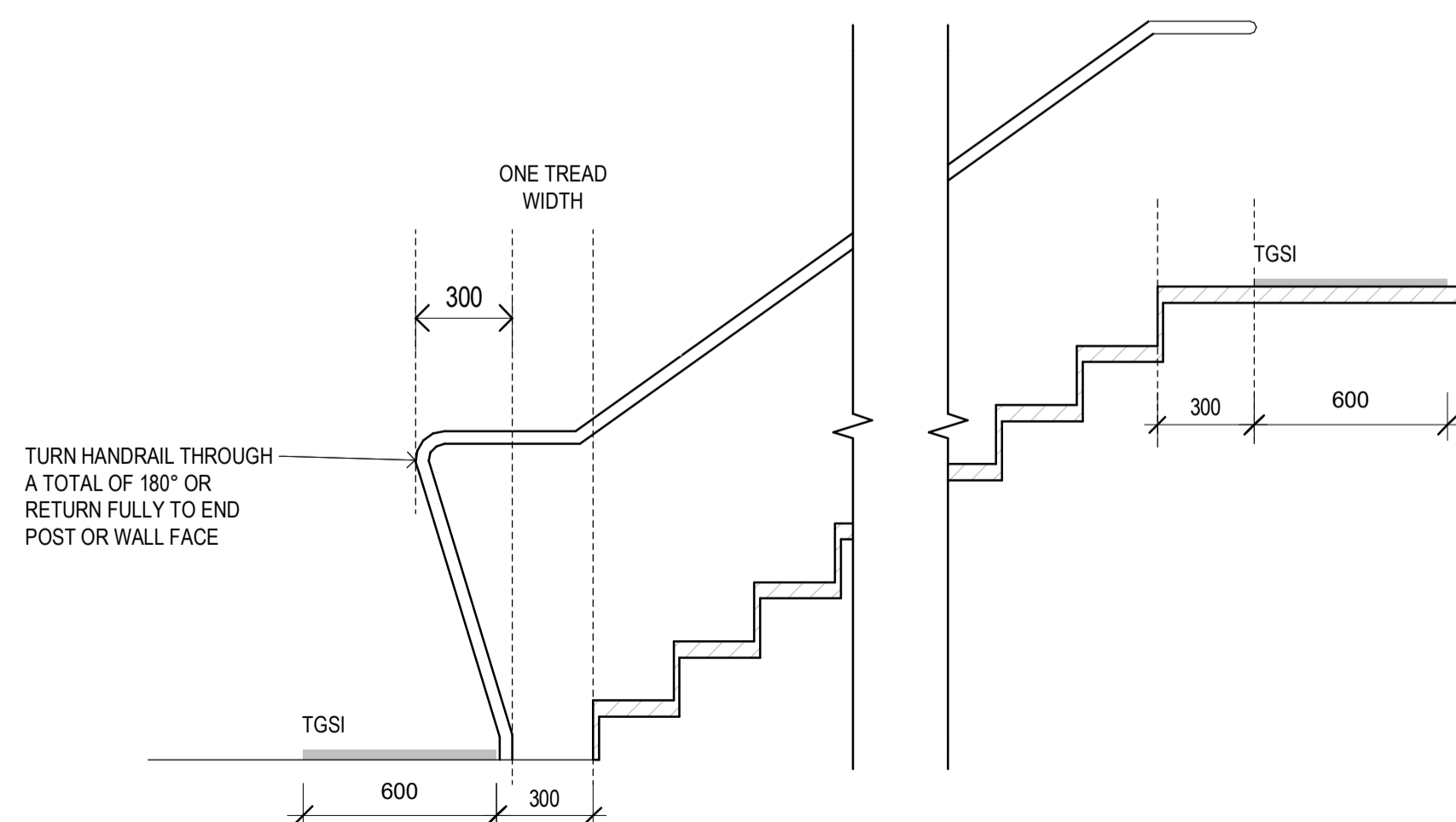


ELEVATION DETAIL - INTERMEDIATE BRACKETS



ELEVATION DETAIL - TOP OF HANDRAIL
(EXTENSION RETURNING INTO
WALL)

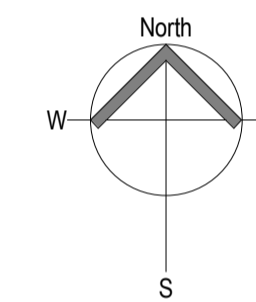
ELEVATION DETAIL - TOP OF HANDRAIL
(EXTENSION WITH 180°
RETURN)



1:200
0 2 4 10m

1:50
0 1 2 3m

North Point



Revisions

| Rev | Date | By | Description |
|-----|----------|----|-------------|
| A | 09/12/21 | TB | BA ISSUE |
| | | | |
| | | | |
| | | | |
| | | | |
| | | | |
| | | | |
| | | | |
| | | | |
| | | | |

Designer

CLARKE'S
DESIGN & CONSTRUCT

A: 1/19 Harrington Street, Arundel, QLD 4214

P: 1300 11 25 11 E: info@clarkes.net.au

www.clarkes.net.au
ABN: 716 186 319 31 QBSA LIC: 15054063

Project
PROPOSED DEVELOPMENT

Address
LOTS 3 & 4 EXIT 54 PACIFIC HWY,
COOMERA, QLD

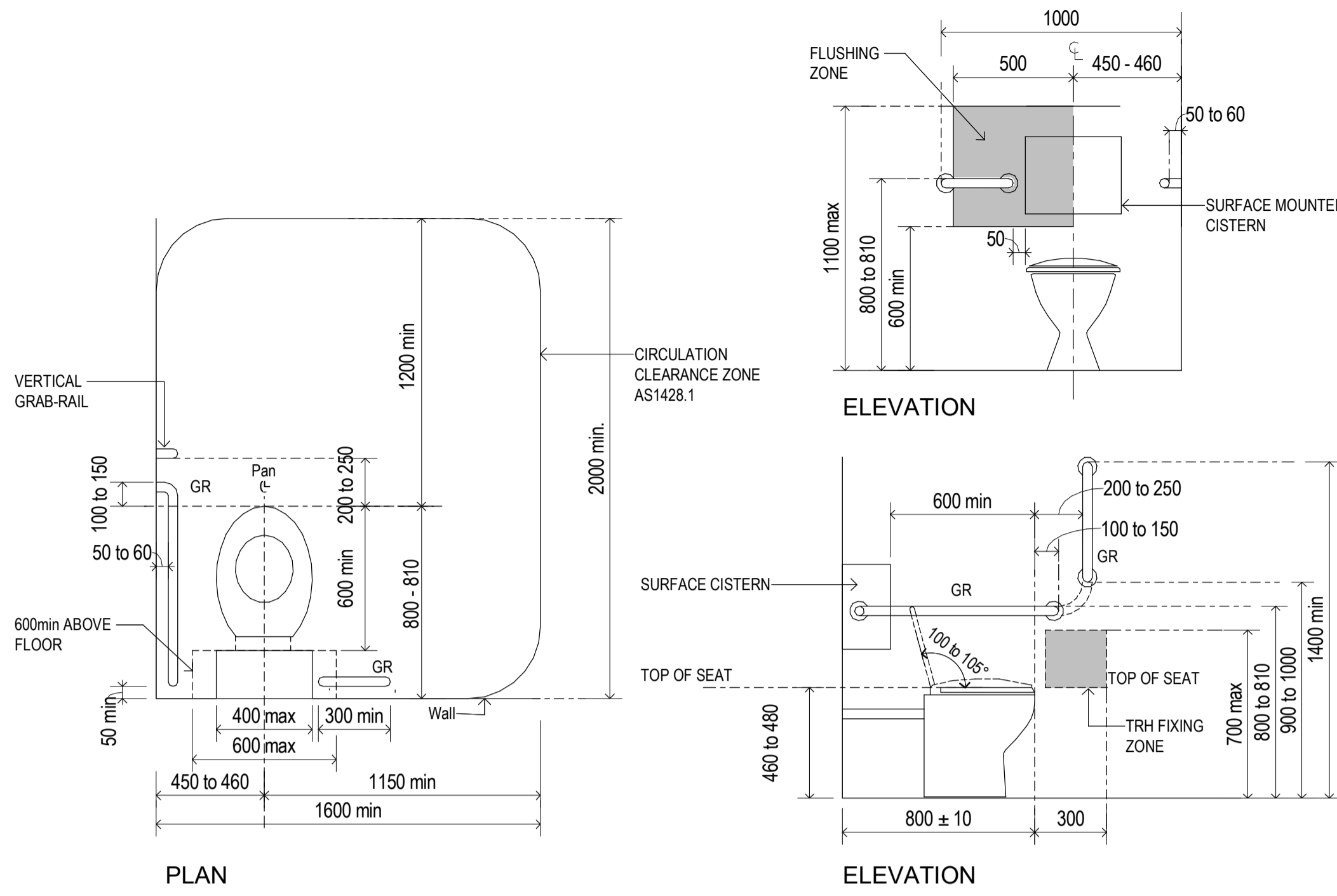
Client
MAC-D INDUSTRIAL

Drawing Title
DETAILS - STAIRS

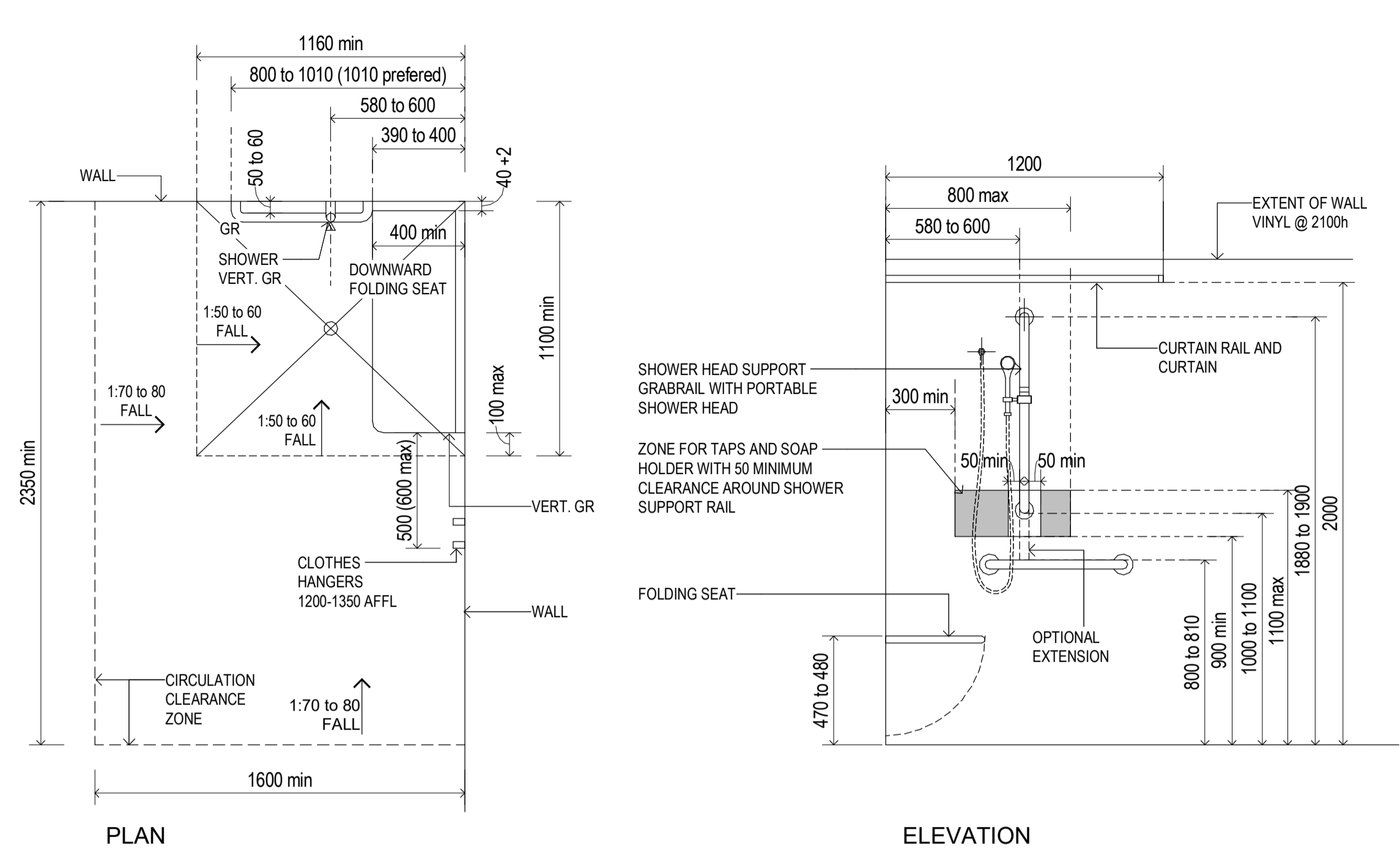
| Scale | Drawn | Checked | Approved |
|--------------|-----------------------|-----------|----------|
| As indicated | TB | SA | AC |
| Date | Project Reference No. | | |
| 01/10/18 | MAC158 | | |
| Revision | Phase | Sheet No. | |
| A | BA | A500 | |

CLARKE'S PROJECT MANAGEMENT (QLD) PTY LTD OWNS
COPYRIGHT ON THE IDEAS AND CONCEPTS WITHIN THIS
DRAWING UNAUTHORISED USE OR REPRODUCTION WITHOUT
WRITTEN CONSENT MAY RESULT IN PROSECUTION.

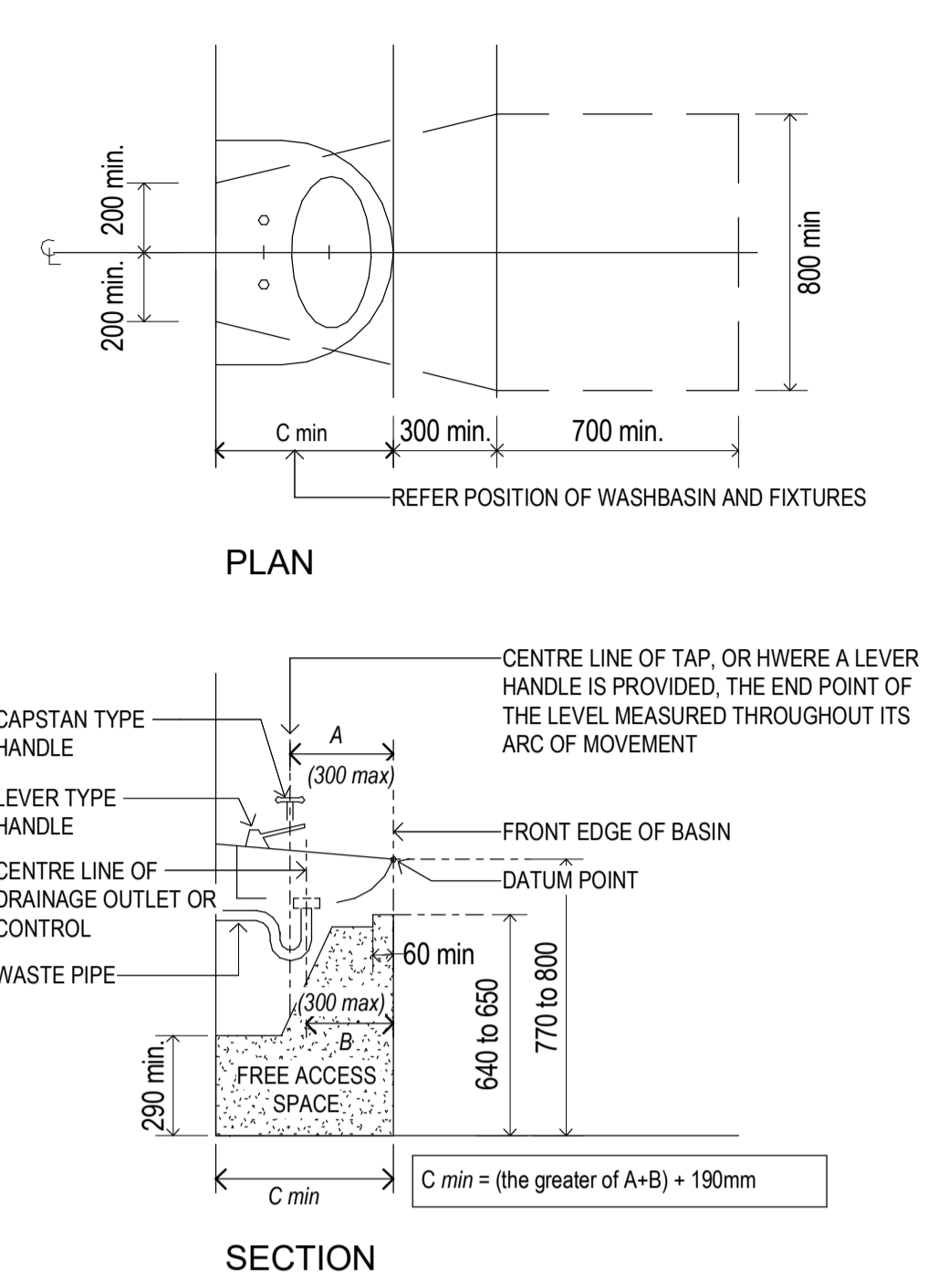
ISSUE FOR BA
NOT FOR CONSTRUCTION



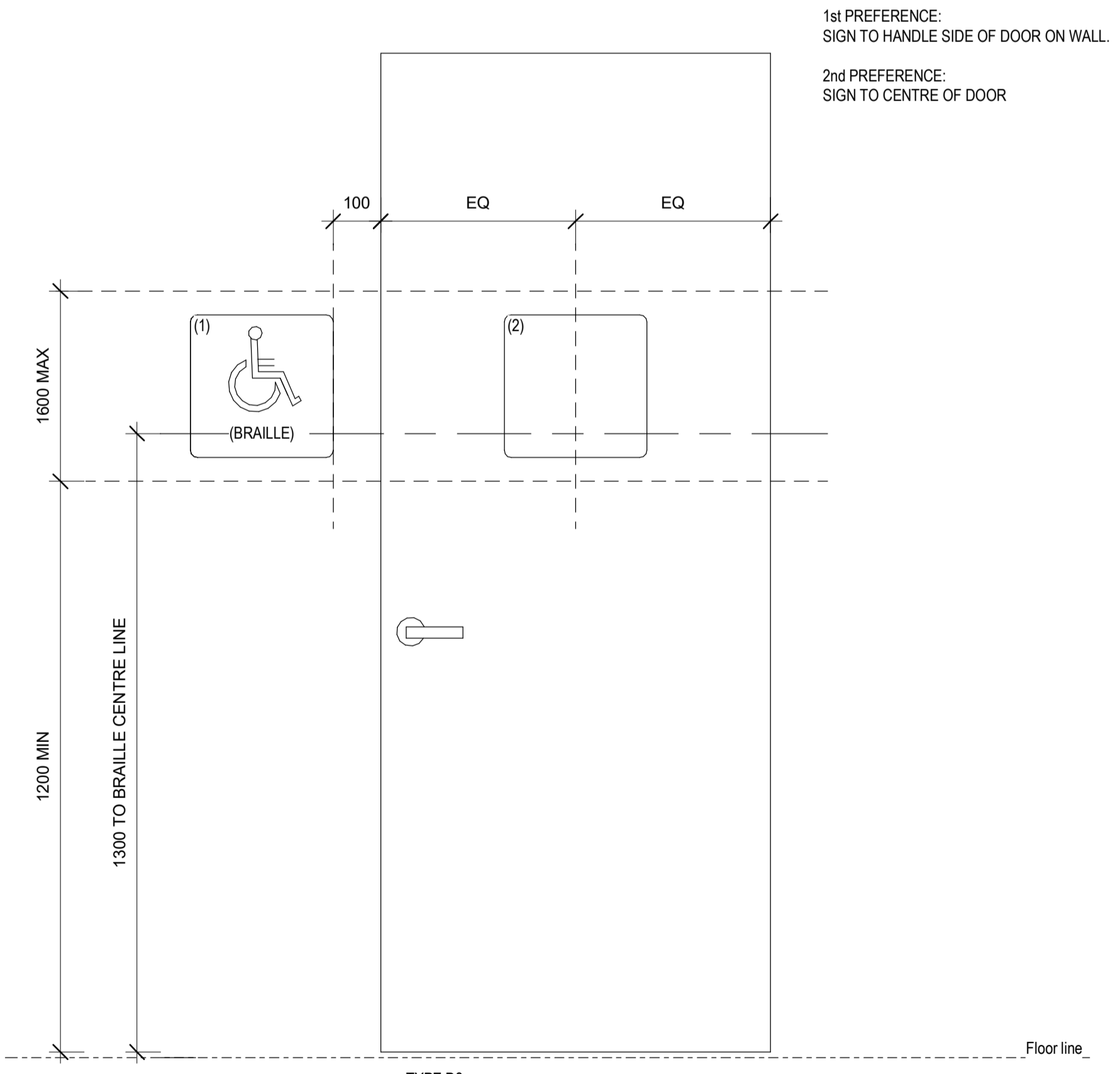
3 AS1428.1 WATER CLOSET - SURFACE
SCALE 1:20



1 AS1428.1 SHOWER RECESS - 2 WALL
SCALE 1:20



2 AS1428.1 WASHBASIN & FIXTURES
SCALE 1:20



SANITARY FACILITIES SIGNAGE LOCATION - ELEVATION



SANITARY & FACILITIES SIGNAGE - DETAILS

GENERAL NOTES FOR PWD UNISEX AMENITIES

- FOR STANDARD DEFINITIONS AND TERMS REFER TO A.S. 1428.1 CLAUSE 4
- THE DESIGN AND CONSTRUCTION OF GRAB RAILS SHALL COMPLY WITH A.S. 1428.1 CLAUSE 17 AND CLAUSE 15.2.7 AND CLAUSE 15.5.4 AND FIGURE 42, 43 & 48
- CIRCULATION SPACE AT DOORWAYS SHALL COMPLY WITH A.S. 1428.1 CLAUSE 13 AND FIGURES 30 TO 34
- GENERAL REQUIREMENTS FOR UNISEX SANITARY FACILITIES SHALL BE AS SET OUT IN A.S. 1428.1 CLAUSE 15.
- ALL DIMENSIONS TO BE MEASURED FROM FACE OF FINISHED WALL OR FLOOR SURFACE.
- DOOR TO BE FITTED WITH AN INDICATOR BOLT AS DESCRIBED IN A.S. 1428.1 CLAUSE 15.2.9(b)
- ENSURE THAT WASTE PIPES FROM HAND BASINS AND SINKS ARE INSTALLED SUCH THAT CLEARANCES REQUIRED BY A.S. 1428.1 (FIG 44(A) & 44(B)) ARE MET.
- MIRRORS MUST BE TO A HEIGHT OF 1850mm ABOVE FLOOR LEVEL UNDER A.S. 1428.1 CLAUSE 15.4.1
- PAPER TOWEL DISPENSERS AND THE LIKE SHALL BE INSTALLED WITH THE HEIGHT OF THEIR OPERATIVE COMPONENT OR OUTLET NOT LESS THAN 900mm AND NOT MORE THAN 1100mm ABOVE THE PLANE OF THE FINISHED FLOOR.
- ENSURE COAT HOOK POSITION COMPLIES WITH A.S. 1428.1 CLAUSE 15.4.4
- FALLS TO FLOOR WASTE IN THE SHOWER RECESS SHALL BE BETWEEN 1 in 60 & 1 in 80 AS SET OUT IN A.S. 1428.1 CLAUSE 15.5.2(c)
- THE SLOPE OF THE FLOOR FOR THE REMAINDER OF THE SAITARY FACILITY SHALL BE BETWEEN 1 in 80 & 1 in 100 AS SET OUT IN A.S. 1428.1 CLAUSE 15.5.2(d)
- DESIGN AND PERFORMANCE OF DOOR HANDLES AND HARDWARE SHALL COMPLY WITH A.S. 1428.1 CLAUSE 13.5
- PROVIDE SIGNAGE TO SANITARY FACILITIES IN ACCORDANCE WITH A.S. 1428.1 CLAUSE 8
- PROVIDE SHELF TO SANITARY FACILITIES IN ACCORDANCE WITH AS1428.1 CLAUSE 15.4.2
- SOAP DISPENSERS AND THE LIKE SHALL BE INSTALLED IN ACCORDANCE WITH AS1428.1 CLAUSE 15.4.3
- SHOWERS AND BASINS SHALL BE INSTALLED IN ACCORDANCE WITH AS1428.1 CLAUSE 15.5.1 AND FIGURE 47, 48, 49, 50, 51(A), 51(B) & 52
- WC PANS AND BACKRESTS SHALL BE INSTALLED IN ACCORDANCE WITH AS1428.1 CLAUSE 15.2.2, 15.2.3, 15.2.4, 15.2.5, 15.2.6
- WALL CABINETS, IF PROVIDED SHALL BE INSTALLED IN ACCORDANCE WITH AS1428.1 CLAUSE 15.2.8.1(g)

NOTES:
REFER TO AS 1428.1 CLAUSE 14.2 FOR INTERNATIONAL SYMBOL OF ACCESS.
REFER TO AS 1428.2 TABLE FOR SIZE OF SIGN.
COLOURS ARE TO COMPLY WITH AUSTRALIAN STANDARDS
COLOUR: WHITE ON B21, ULTRAMARINE OF AS2700 OR SIMILAR.
CHARACTER TO FACE RIGHT AND BE RAISED OR EMBOSSED TO 1-1.5 MM.
SYMBOLS ARE TO HAVE ROUNDED EDGE.
ALL LOW SHEEN
30% LUMINESSENCE CONTRAST.
LETTERS @ MINIMUM 2MM SPACING, 2-7MM THICK.
HEIGHT OF TEXT TO BE 17.5MM FOR EACH METER.
(MAX TO BE 55MM UPPERCASE).
BRAILLE AND TACTILE TO EACH SANITARY FACILITY:
CENTRE ON 1300 FROM FFL.
GRADE 1 BRAILLE RAISED AND DOMED.
SYMBOLS TO BE IN ACCORDANCE WITH AS2899.1

| Revisions | | | | |
|-----------|----------|----|-------------|--|
| Rev | Date | By | Description | |
| A | 09/12/21 | TB | BA ISSUE | |
| | | | | |
| | | | | |
| | | | | |
| | | | | |
| | | | | |
| | | | | |
| | | | | |
| | | | | |

Designer



A: 1/19 Harrington Street, Arundel, QLD 4214

P: 1300 11 25 11 E: info@clarkes.net.au

www.clarkes.net.au
ABN: 716 186 319 31 QBSA LIC: 15054063

Project
PROPOSED DEVELOPMENT

Address
LOTS 3 & 4 EXIT 54 PACIFIC HWY, COOMERA, QLD

Client
MAC-D INDUSTRIAL

Drawing Title
DETAILS - PWD

| Scale | Drawn | Checked | Approved |
|--------------|-------|---------|----------|
| As indicated | TB | SA | AC |

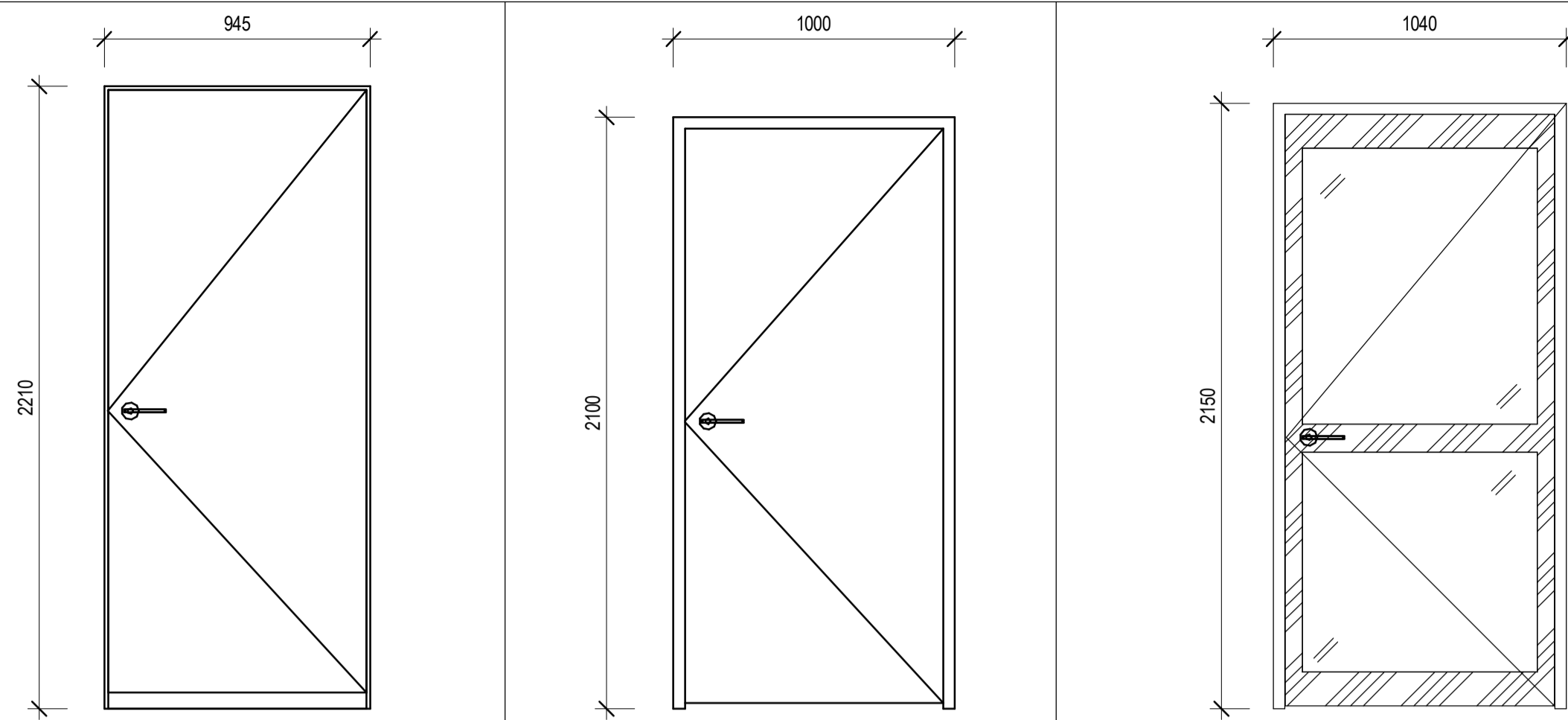
Date
10/24/17
Project Reference No.
MAC158

| Revision | Phase | Sheet No |
|----------|-------|----------|
| A | BA | A620 |

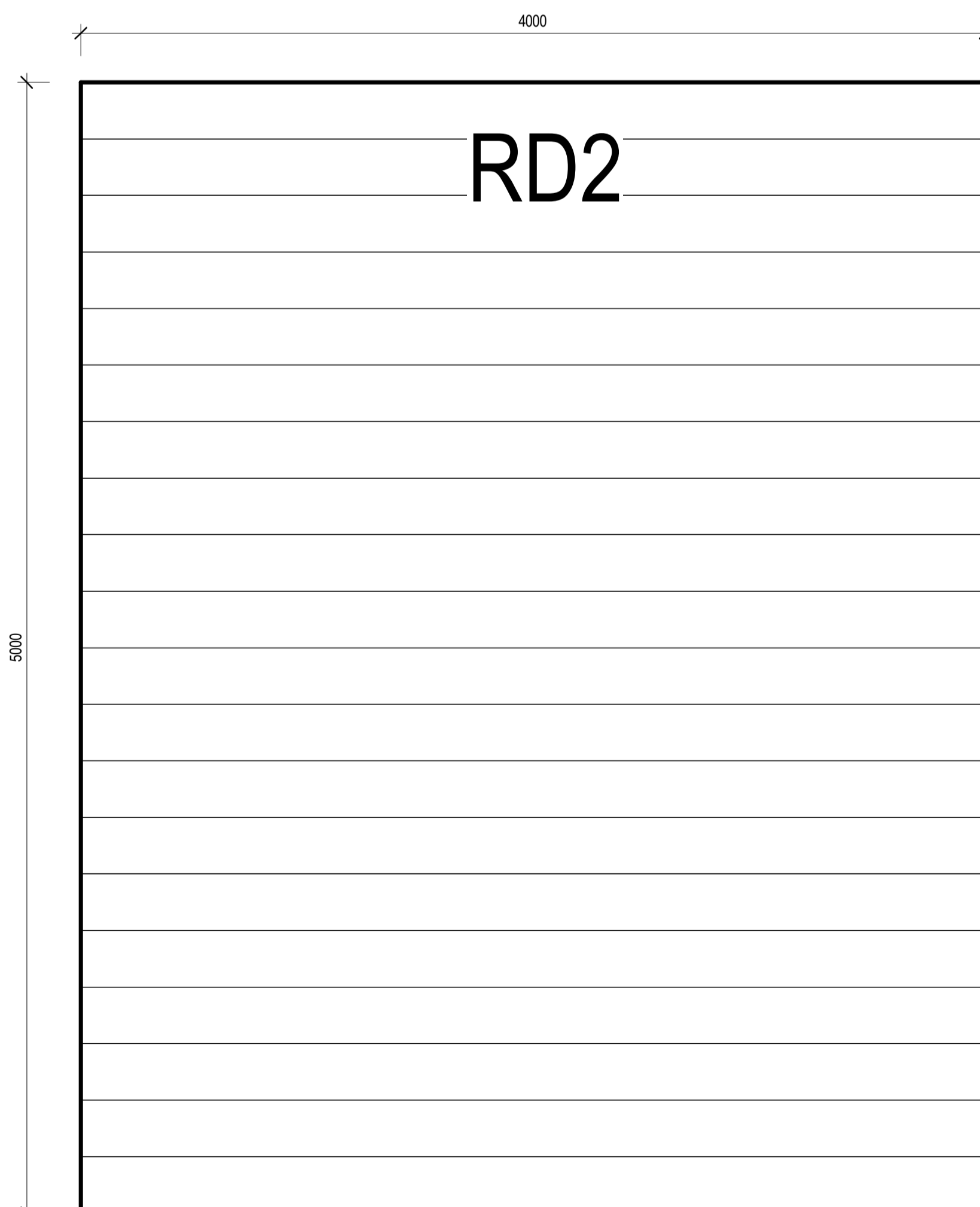
1:200
0 2 4 10m
ISSUE FOR BA
NOT FOR CONSTRUCTION

CLARKE'S PROJECT MANAGEMENT (QLD) PTY LTD OWNS
COPYRIGHT ON THE IDEAS AND CONCEPTS WITHIN THIS
DRAWING UNAUTHORISED USE OR REPRODUCTION WITHOUT
WRITTEN CONSENT MAY RESULT IN PROSECUTION.

STANDARD DOORS




| DOOR NUMBER | D1 | D3 | D4 |
|-------------------------|--|--|--|
| TYPE | LIETZKE | INTERNAL | GLAZING DOOR |
| PANEL OPENING (W X H) | 945 X 2210 | 1000 X 2100 | 1040 X 2150 |
| CLEAR WIDTH | 880 | 880 | 920 |
| LEAF (W X H) | 920 X 2140 | 920 X 2040 | 960 X 2040 |
| FINISH | LIETZKE METAL CLAD PERSONAL DOOR | FLUSH PANEL FINISH HOLLOW CORE DOOR WITH HARDWARE & PAINT FINISH | ALUMINIUM FRAME AND GLASS PANELS |
| HARDWARE | CARBINE LEVERSET HEAVYDUTY TIG BOLT - LIETZKE OR SIMILAR | R10V SCP SS PASSAGE LATCH - SPL OR SIMILAR | ENTRANCE MORTICE LOCK SET, FIRE EGRESS COMPLIANT LEVER SET WITH EXTERNAL CYLINDER SURFACE MOUNTED EXTERNAL OVERHEAD CLOSER - MD[GEZE - TS200] - AUSTRALIA GLASS OR SIMILAR |
| QUANTITY | 1 | 38 | 15 |

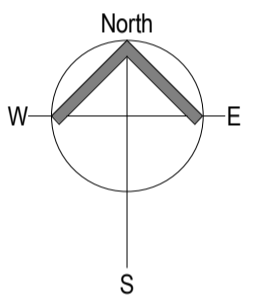


| | |
|-------------------------|---|
| DOOR NUMBER | RD2 |
| TYPE | ROLLER DOOR |
| PANEL OPENING (W X H) | 4000 X 5000 |
| CLEAR WIDTH | 4000 |
| LEAF (W X H) | TO MANUFACTURER'S SPECIFICATIONS |
| FINISH | COLORBOND FINISH TO ONE SIDE |
| HARDWARE | ELECTRIC OPERATED, DOWN / STOP BUTTON CONTROLLER WITH BACK UP PULL SAFETY CHAIN |
| QUANTITY | 11 |

| | |
|-------------------------|---|
| DOOR NUMBER | RD1 |
| TYPE | ROLLER DOOR |
| PANEL OPENING (W X H) | 4000 X 4000 |
| CLEAR WIDTH | 4000 |
| LEAF (W X H) | TO MANUFACTURER'S SPECIFICATIONS |
| FINISH | COLORBOND FINISH TO ONE SIDE |
| HARDWARE | ELECTRIC OPERATED, DOWN / STOP BUTTON CONTROLLER WITH BACK UP PULL SAFETY CHAIN |
| QUANTITY | 9 |



North Point



Revisions

| Rev | Date | By | Description |
|-----|----------|----|-------------|
| A | 09/12/21 | TB | BA ISSUE |
| | | | |
| | | | |
| | | | |
| | | | |
| | | | |
| | | | |
| | | | |
| | | | |
| | | | |

Designer

CLARKE'S
DESIGN & CONSTRUCT

A: 1/19 Harrington Street, Arundel, QLD 4214

P: 1300 11 25 11 E: info@clarkes.net.au

www.clarkes.net.au
ABN: 716 186 319 31 QBSA LIC: 15054063

Project

PROPOSED DEVELOPMENT

Address

LOTS 3 & 4 EXIT 54 PACIFIC HWY,
COOMERA, QLD

Client

MAC-D INDUSTRIAL

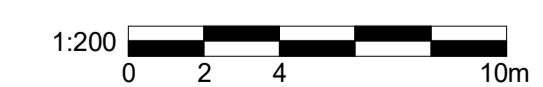
Drawing Title

DOOR SCHEDULE

Scale Drawn Checked Approved
1:20 TB SA AC

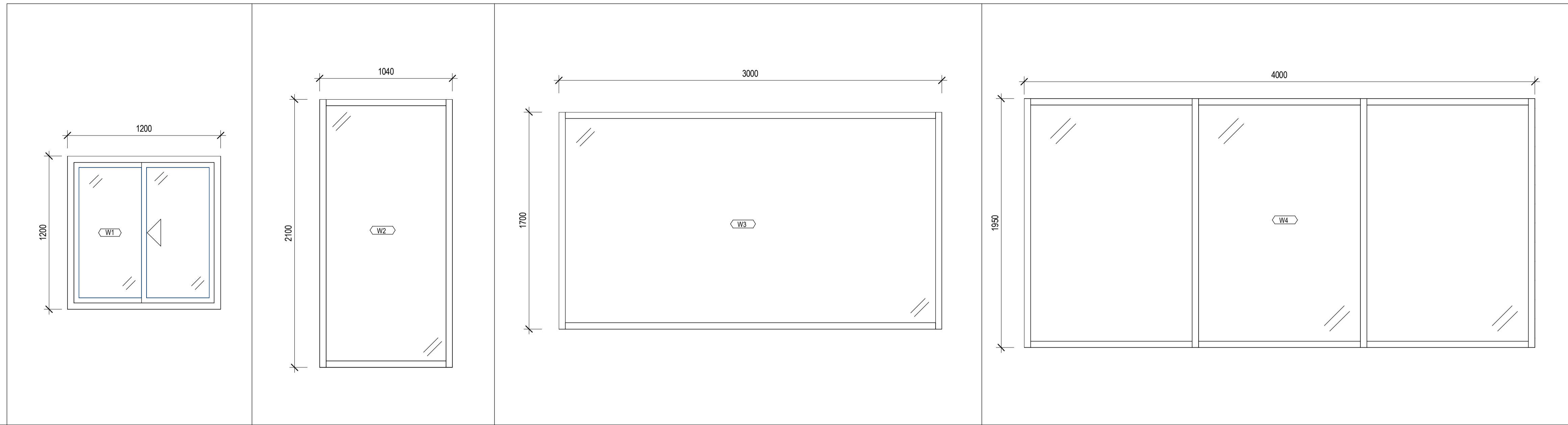
Date Project Reference No.
02/09/21 MAC158

Revision Phase Sheet No.
A BA A700



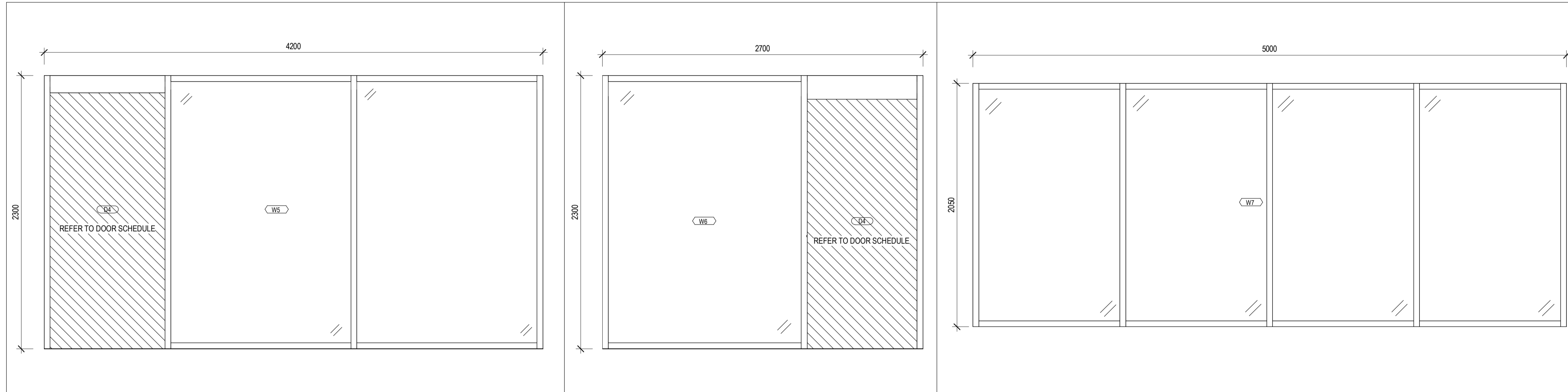
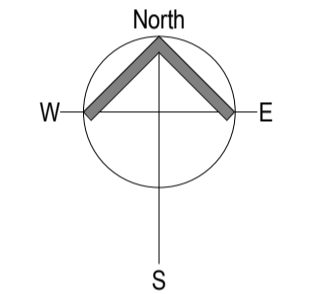
ISSUE FOR BA
NOT FOR CONSTRUCTION

CLARKE'S PROJECT MANAGEMENT (QLD) PTY LTD OWNS
COPYRIGHT ON THE IDEAS AND CONCEPTS WITHIN THIS
DRAWING UNAUTHORISED USE OR REPRODUCTION WITHOUT
WRITTEN CONSENT MAY RESULT IN PROSECUTION.



| | | | | |
|------------------------------|-------------------------------|-------------------------------|-------------------------------|-------------------------------|
| WINDOW NUMBER | W1 | W2 | W3 | W4 |
| TYPE | SLIDING WINDOW | WINDOW | WINDOW | WINDOW |
| PANEL OPENING (W X H) | 1200 X 1200 | 1040 X 2100 | 3000 X 1700 | 4000 X 1950 |
| LEAF (W X H) | MANUFACTURER'S SPECIFICATION | MANUFACTURER'S SPECIFICATION | MANUFACTURER'S SPECIFICATION | MANUFACTURER'S SPECIFICATION |
| FINISH | ALUMINIUM FRAMED GLASS PANELS | ALUMINIUM FRAMED GLASS PANELS | ALUMINIUM FRAMED GLASS PANELS | ALUMINIUM FRAMED GLASS PANELS |
| QUANTITY | 30 | 12 | 6 | 5 |

North Point



| | | | |
|------------------------------|-------------------------------|-------------------------------|-------------------------------|
| WINDOW NUMBER | W5 | W6 | W7 |
| TYPE | GLASING DOOR AND WINDOWS | GLASING DOOR AND WINDOWS | GLASING DOOR AND WINDOWS |
| PANEL OPENING (W X H) | 4200 X 2300 | 4200 X 2300 | 4200 X 2300 |
| LEAF (W X H) | MANUFACTURER'S SPECIFICATION | MANUFACTURER'S SPECIFICATION | MANUFACTURER'S SPECIFICATION |
| FINISH | ALUMINIUM FRAMED GLASS PANELS | ALUMINIUM FRAMED GLASS PANELS | ALUMINIUM FRAMED GLASS PANELS |
| QUANTITY | 3 | 5 | 3 |

| Rev | Date | By | Description |
|-----|----------|----|-------------|
| A | 09/12/21 | TB | BA ISSUE |
| | | | |
| | | | |
| | | | |
| | | | |
| | | | |
| | | | |
| | | | |
| | | | |

Designer



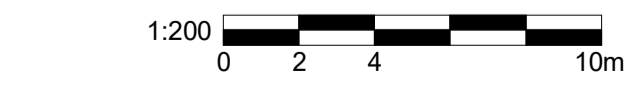
A: 1/19 Harrington Street, Arundel, QLD 4214
 P: 1300 11 25 11 E: info@clarkes.net.au
 www.clarkes.net.au
 ABN: 716 186 319 31 QBSA LIC: 15054063

Project
 PROPOSED DEVELOPMENT

Address
 LOTS 3 & 4 EXIT 54 PACIFIC HWY,
 COOMERA, QLD
 Client
 MAC-D INDUSTRIAL

Drawing Title
 WINDOW SCHEDULE

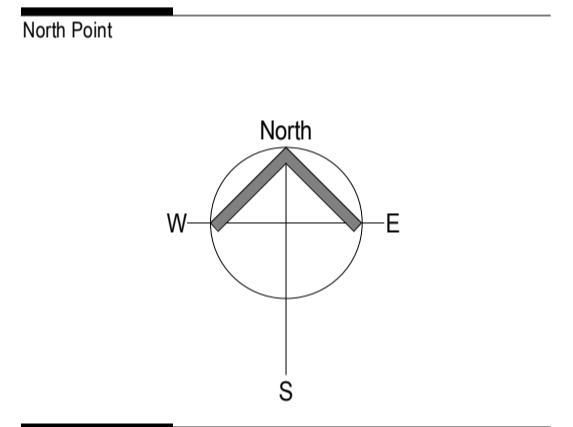
| | | | |
|----------|-----------------------|-----------|----------|
| Scale | Drawn | Checked | Approved |
| 1 : 20 | TB | SA | AC |
| Date | Project Reference No. | | |
| 11/30/21 | MAC158 | | |
| Revision | Phase | Sheet No. | |
| A | BA | A701 | |



ISSUE FOR BA
 NOT FOR CONSTRUCTION

CLARKE'S PROJECT MANAGEMENT (QLD) PTY LTD OWNS
 COPYRIGHT ON THE IDEAS AND CONCEPTS WITHIN THIS
 DRAWING. UNAUTHORISED USE OR REPRODUCTION, WITHOUT
 WRITTEN CONSENT, MAY RESULT IN PROSECUTION.

- (a) areas (inclusive of all walls and columns) of any lift wells, lift motor rooms, air conditioning and associated mechanical or electrical plant and equipment rooms;
 - (b) areas of any staircases/access between levels;
 - (c) areas of any common foyer where these are not being used for commercial or retail purposes;
 - (d) areas of any public toilets;
 - (e) areas of any staff toilets, washrooms, recreation areas and lunchrooms, provided that such areas are not open to persons other than staff; and
 - (f) areas used for the access, parking and associated manoeuvring of motor vehicles.
 - (g) Mall/public arcade; and
 - (h) unenclosed private balconies whether roof or not.
- TUA - 3624m²** **GROUND 2306m²**
MEZZANINE 1318m²



| Revisions | | | | |
|-----------|----------|----|-------------|--|
| Rev | Date | By | Description | |
| A | 09/12/21 | TB | BA ISSUE | |
| | | | | |
| | | | | |
| | | | | |
| | | | | |
| | | | | |
| | | | | |
| | | | | |
| | | | | |

Designer



A: 1/19 Harrington Street, Arundel, QLD 4214
P: 1300 11 25 11 E: info@clarkes.net.au
www.clarkes.net.au
ABN: 716 186 319 31 QBSA LIC: 15054063

Project
PROPOSED DEVELOPMENT

Address
**LOTS 3 & 4 EXIT 54 PACIFIC HWY,
COOMERA, QLD**

Client
MAC-D INDUSTRIAL

Drawing Title
TUA CALCULATIONS - GROUND

| | | | |
|--------------|-----------------------|-----------|----------|
| Scale | Drawn | Checked | Approved |
| As indicated | TB | SA | AC |
| Date | Project Reference No. | | |
| 12/02/21 | MAC158 | | |
| Revision | Phase | Sheet No. | |
| A | BA | A900 | |

1:200

ISSUE FOR BA
NOT FOR CONSTRUCTION

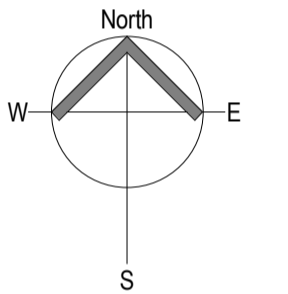
1 TUA - GROUND FLOOR
A300 SCALE 1:200

CLARKE'S PROJECT MANAGEMENT (QLD) PTY LTD OWNS
COPYRIGHT ON THE IDEAS AND CONCEPTS WITHIN THIS
DRAWING UNAUTHORISED USE OR REPRODUCTION WITHOUT
WRITTEN CONSENT MAY RESULT IN PROSECUTION.

- (a) areas (inclusive of all walls and columns) of any lift wells, lift motor rooms, air conditioning and associated mechanical or electrical plant and equipment rooms;
 - (b) areas of any staircases/access between levels;
 - (c) areas of any common foyer where these are not being used for commercial or retail purposes;
 - (d) areas of any public toilets;
 - (e) areas of any staff toilets, washrooms, recreation areas and lunchrooms, provided that such areas are not open to persons other than staff; and
 - (f) areas used for the access, parking and associated manoeuvring of motor vehicles.
 - (g) Mall/public arcade; and
 - (h) unenclosed private balconies whether roof or not.
- TUA - 3624m²** GROUND 2306m²
 MEZZANINE 1318m²



North Point



| Revisions | | | | |
|-----------|----------|----|-------------|--|
| Rev | Date | By | Description | |
| A | 09/12/21 | TB | BA ISSUE | |
| | | | | |
| | | | | |
| | | | | |
| | | | | |
| | | | | |
| | | | | |
| | | | | |
| | | | | |

Designer



A: 1/19 Harrington Street, Arundel, QLD 4214
P: 1300 11 25 11 E: info@clarkes.net.au
www.clarkes.net.au
ABN: 716 186 319 31 QBSA LIC: 15054063

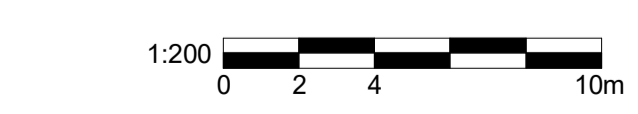
Project
PROPOSED DEVELOPMENT

Address
**LOTS 3 & 4 EXIT 54 PACIFIC HWY,
COOMERA, QLD**

Client
MAC-D INDUSTRIAL

Drawing Title
TUA CALCULATIONS - MEZZANINE

| Scale | Drawn | Checked | Approved |
|--------------|-----------------------|-----------|----------|
| As indicated | TB | SA | AC |
| Date | Project Reference No. | | |
| 12/02/21 | MAC158 | | |
| Revision | Phase | Sheet No. | |
| A | BA | A901 | |



ISSUE FOR BA
NOT FOR CONSTRUCTION

1
A300 TUA - MEZZANINE
SCALE 1:200

CLARKE'S PROJECT MANAGEMENT (QLD) PTY LTD OWNS
COPYRIGHT ON THE IDEAS AND CONCEPTS WITHIN THIS
DRAWING UNAUTHORISED USE OR REPRODUCTION WITHOUT
WRITTEN CONSENT MAY RESULT IN PROSECUTION.